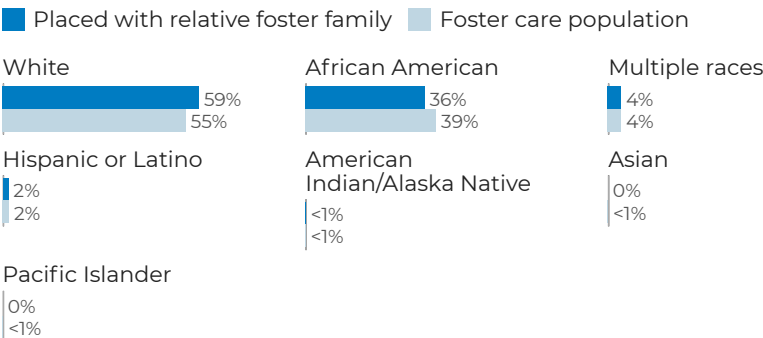


# Kinship Caregiving

Federal Fiscal Year 2019

Relatives and other kin are invaluable sources of support and connection for children. Kinship caregiving exists for children both inside and outside of the child welfare system. Relatives may offer to care for a child to keep them out of foster care, or may serve as a placement for a child currently in the child welfare system—either as a kinship or formal foster care placement. Relatives who care for children in foster care may have the option to enter into guardianships, which are formal legal relationships that allow the child welfare case to close while allowing the birth parents to retain parental rights. In some states, such guardians receive a subsidy for the care of the child.

## Race and ethnicity of children placed with a relative foster family in Louisiana<sup>5</sup>



## Age distribution of children placed with a relative foster family



## Guardianship with relatives for children in foster care<sup>6</sup>

|  | Louisiana  | United States |
|--|------------|---------------|
| Of children in foster care, percent with a case plan goal of guardianship with relatives | <1%        | 7%            |
| Average age of children with a case plan goal of guardianship with relatives             | 16.0 years | 11.0 years    |

## Children exiting foster care to guardianship or living with relatives<sup>7</sup>

|   | Louisiana  | United States |
|---|------------|---------------|
| Number of children who exited to guardianship or living with relatives                        | 733        | 42,945        |
| Of children exiting foster care, percent that exited to guardianship or living with relatives | 22%        | 17%           |
| Average length of time in foster care before exit to guardianship or living with relatives    | 8.4 months | 15.7 months   |
| Gender of children exiting to guardianship or living with relatives - Male                    | 46%        | 50%           |
| Gender of children exiting to guardianship or living with relatives - Female                  | 54%        | 50%           |

## Louisiana

Number of children in foster care whose most recent placement was relative foster family<sup>1</sup>

**1,535**

United States: 138,817

Percent of children in foster care whose most recent placement was relative foster family

**34%**

United States: 32%

Average length of time living with current relative foster family<sup>2</sup>

**6.3 months**

United States: 10.0 months

Households with a grandparent living with a grandchild<sup>3</sup>

**4%**

United States: 4%

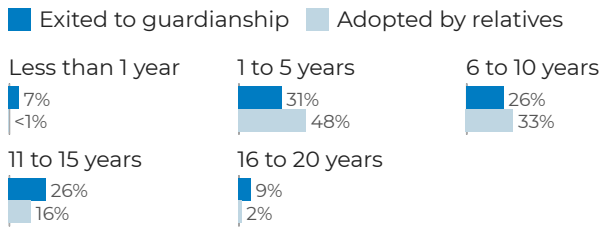
Of children adopted from foster care, percent adopted by relatives<sup>4</sup>

**36%**

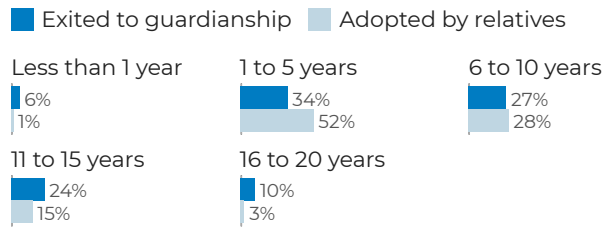
United States: 36%

## Age of children who exited foster care to guardianship vs. adoption by relatives

### Louisiana

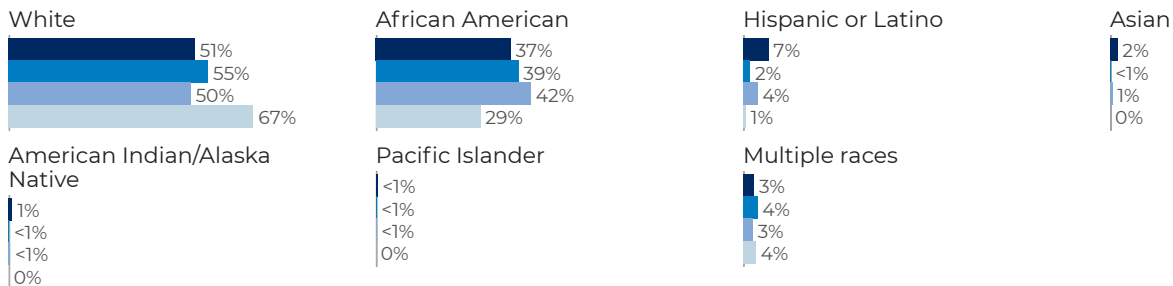


### United States



## Race and ethnicity of children who exited foster care to guardianship vs. adoption by relatives<sup>8</sup>

General child population Foster care population Exited to guardianship Adopted by relatives



## Funding for guardianship

|   | Louisiana | United States |
|---|-----------|---------------|
| Does state have Title IV-E subsidized guardianship (KinGAP) under Fostering Connections? <sup>9</sup> | Yes       | N/A           |
| Federal KinGAP dollars spent by state in SFY 2016 <sup>10,11</sup>                                    | \$148,473 | \$119,041,441 |
| Average monthly number of children for whom KinGAP was claimed <sup>12</sup>                          | 45        | 27,878        |

**Source, unless specified otherwise:** The data used in this publication, [Dataset #239, AFCARS Foster Care FY2019; Dataset #241, AFCARS Adoption FY2019], were obtained from the National Data Archive on Child Abuse and Neglect and have been used in accordance with its Terms of Use Agreement license. The data represent the federal fiscal year 2019 reporting period (October 1, 2018 – September 30, 2019). Unless otherwise noted, for each calculation, children who were missing data on the relevant indicator were excluded from analyses. The Administration on Children, Youth and Families, the Children's Bureau, the original dataset collection personnel or funding source, NDACAN, Cornell University and their agents or employees bear no responsibility for the analyses or interpretations presented here.

<sup>1</sup> Includes children of all ages in foster care on September 30, 2019.

<sup>2</sup> For all relevant measures, length of stay in care is calculated based on the current removal episode.

<sup>3</sup> Data for households with grandparent living with a grandchild during 2019 are from the American Community Survey and is publicly available on the U.S. Census Bureau website.

<sup>4</sup> Includes relatives and stepparents. Children who were over age 21 were excluded from analyses.

<sup>5</sup> If a child is determined to be of Hispanic origin, they are only counted as Hispanic and are not included in any other racial/ethnic categories. Data for the general child population under age 18 in 2019 are from the U. S. Census Bureau.

<sup>6</sup> In AFCARS, a case plan goal of guardianship with a relative is labeled as "living with relative." While adoption creates a permanent legal relationship between a child and their adoptive family, replacing the birth parents' relationship, guardianship creates a formal legal relationship between a child and their guardian(s) and allows birth parents to retain parental rights.

<sup>7</sup> Guardianship can include nonrelative guardians.

<sup>8</sup> If a child is determined to be of Hispanic origin, they are only counted as Hispanic and are not included in any of the other racial/ethnic categories. Children whose race was reported as unknown are not included.

<sup>9</sup> Subsidized guardianships provide financial assistance to caregivers who assume legal guardianship of a child in out-of-home care.

Information as of March 2020 available at <http://grandfamilies.org/Topics/Subsidized-Guardianship/Subsidized-Guardianship-Summary-Analysis>.

<sup>10</sup> State expenditures on KinGAP programs is from Child Welfare Financing SFY 2016: A survey of federal, state, and local expenditures, which is publicly available on the Child Trends website (<https://www.childtrends.org/research/research-by-topic/child-welfare-financing-survey-sfy-2016>). Each state reported data based on its state fiscal year (SFY) 2016, which for most states is July 1, 2015 to June 30, 2016. AL, DC, MI, NY, TX, and WY reported a different SFY calendar. This is the most recent year for which data are available.

<sup>11</sup> It is possible for states to have had a KinGAP program as of March 2020 and not have reported any KinGAP expenditures in SFY 2016, or vice versa. This could be due to a variety of state-specific reasons.

<sup>12</sup> Based on HHS Title IV-E claims data from FFY 2017, the most recent year for which data are available.