



State Child Welfare Policy Database

Relative Caregiving Facts FFY 2014: Alabama

Children living with relatives

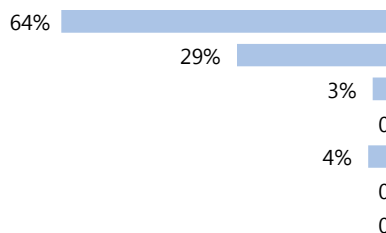
	AL	US
Children in foster care whose most recent placement was with relative foster family ¹	546	120,334
Average length of time living with current relative foster family ²	7 months	10 months
Households with a grandparent living with a grandchild ³	4%	4%
Of children adopted from foster care, % adopted by relatives ⁴	1%	33%

Age distribution of children placed with a relative foster family⁵

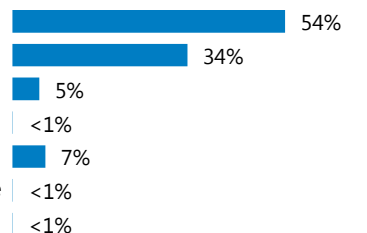
	AL	US
Less than 1 year	8%	8%
1-5 years old	44%	42%
6-10 years old	28%	27%
11-15 years old	15%	16%
16-20 years old	6%	6%

Race and ethnicity of children placed with a relative foster family⁶

Placed with relative foster family in AL



Foster care population in AL



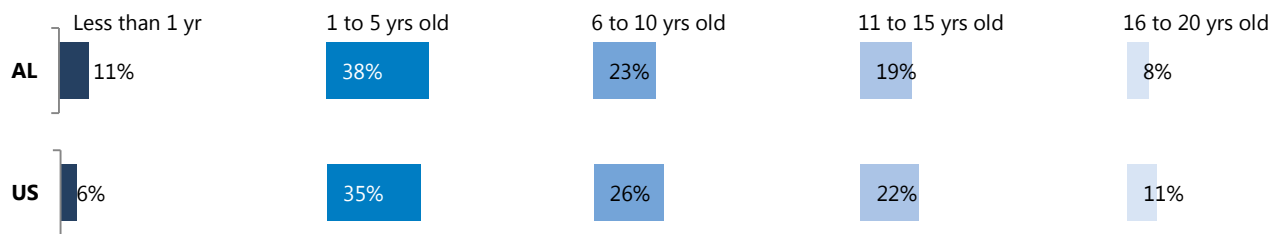
Guardianship for children in foster care

	AL	US
Of children in foster care, % with a case plan goal of guardianship	15%	7%
Average age of children with a case plan goal of guardianship	8.3 years	10.9 years

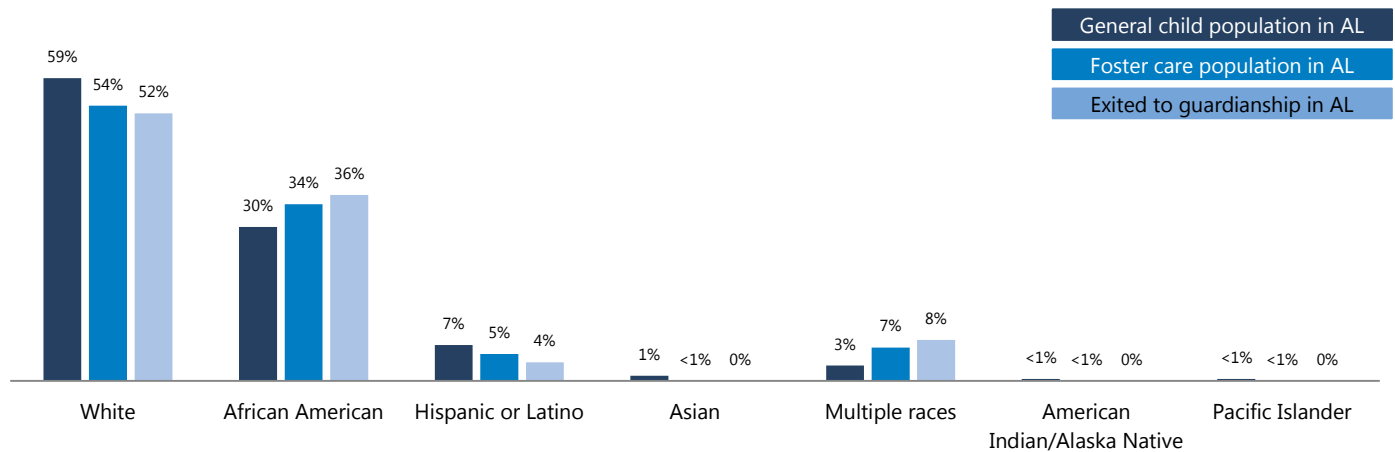
Children exiting foster care to guardianship⁷

	AL	US
Number of children who exited to guardianship	945	36,829
Of children exiting foster care, % that exited to guardianship	34%	16%
Average length of time in foster care before exit to guardianship	9 months	14 months
Gender of children exiting to guardianship		
Female	52%	49%
Male	48%	51%

Age of children who exited foster care to guardianship^{8,9}



Race and ethnicity of children who exited foster care to guardianship¹⁰



Funding for guardianship

	AL	US
Does state have Title IV-E subsidized guardianship (KinGAP) under Fostering Connections? ¹¹	Yes	N/A
Federal KinGAP dollars spent by state in SFY 2014 ^{12,13}	\$396,447	\$81,708,420
Average monthly number of children for whom KinGAP was claimed ¹⁴	281	34,834

¹ Includes children of all ages currently in foster care on September 30, 2014.

² For all relevant measures, length of stay in care is calculated based on the current removal episode.

³ Data for households with grandparent living with a grandchild comes from the U.S. Census Bureau, and is publicly available on the American Fact Finder website (<http://factfinder.census.gov/faces/nav/jsf/pages/index.xhtml>).

⁴ Includes relatives and stepparents. Children with missing adoptive relationship data are excluded.

⁵ Does not include children over age 21 or children missing birthdate data.

⁶ Hispanic children are not included in counts for specific racial groups. Children whose race was reported as unknown are not included. Data for the general child population under age 18 is from the U. S. Census Bureau. This information is publicly available on the Kids Count Data Center (<http://datacenter.kidscount.org/data/tables/103-child-population-by-race>).

⁷ Children who exit foster care to live with other relatives are included with children exiting to guardianship

⁸ Does not include children over age 21 or children missing birthdate data.

⁹ Adoption data not presented for states with less than 50 children adopted by relatives.

¹⁰ Hispanic children are not included in counts for specific racial groups. Children whose race was reported as unknown are not included.

¹¹ Information as of May 2014, available at http://www.nrcpf.org/fostering_connections/state_gap.html. A list of current states/tribes with approval to run KinGAP programs in 2016 is available publicly at Grandfamilies.org (<http://Grandfamilies.org/SubsidizedGuardianship/SubsidizedGuardianshipSummaryAnalysis.aspx>).

¹² State expenditures on KinGAP programs is from Child Welfare Financing SFY 2014: A survey of federal, state, and local expenditures, which is publicly available on the Child Trends website (<http://www.childtrends.org/publications/child-welfare-financing-sfy-2014-a-survey-of-federal-state-and-local-expenditures/>). Each state reported data based on their state fiscal year 2014, which for most states is July 1, 2013 to June 30, 2014. For Alabama, SFY 2014 was October 1, 2013 to September 30, 2014.

¹³ It is possible for states to have had a KinGAP program as of May 2014 and not have reported any KinGAP expenditures in SFY 2014, or vice versa. This could be due to a variety of state-specific reasons.

¹⁴ Based on HHS Title IV-E claims data from FFY 2014.