



State Child Welfare Policy Database

Foster Care Facts FFY 2014: Alabama

Children in foster care

	AL	US
Number of children in foster care ¹	4,556	415,129
Number of children who entered foster care ²	3,243	264,746
Average length of time in foster care ³	22 months	21 months
Percent of children in foster care for five or more years	8%	7%

Age distribution of children in foster care⁴

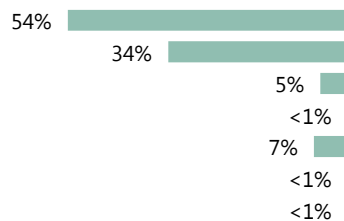
	AL	US
Less than 1 year	7%	7%
1-5 years old	30%	33%
6-10 years old	23%	23%
11-15 years old	23%	21%
16-20 years old	17%	16%

Gender of children in foster care

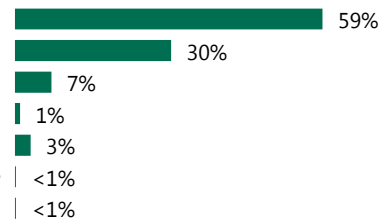
	AL	US
Female	49%	48%
Male	51%	52%

Foster care caseload by race/ethnicity⁵

Foster care population in AL



General child population in AL



Case plan goal for children in foster care⁶

	AL	US
Reunification	46%	55%
Adoption	22%	25%
Guardianship	15%	7%
Another Planned Permanent Living Arrangement	15%	9%
Case goal not yet established	2%	5%

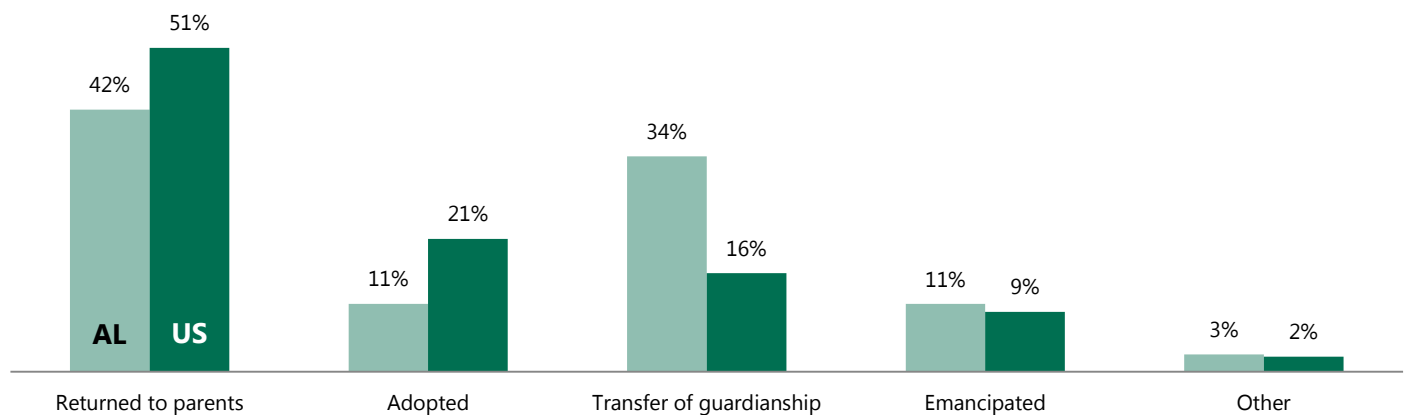
Number of different foster care placements⁷

	AL	US
Percent of children who experienced one placement	33%	41%
Percent of children who experienced two placements	25%	25%
Percent of children who experienced three placements	15%	13%
Percent of children who experienced four or more placements	28%	21%

Foster care by placement type⁸

	Non-relative	Relative	Group home/institution	Other
AL	61%	12%	20%	8%
US	46%	29%	14%	11%

Outcomes of children exiting foster care⁹



Aging out of foster care

	AL	US
Number of children who exited foster care	3,035	238,230
Number of children who emancipated from foster care ¹⁰	297	22,392
Of children who aged out of foster care, percent who had been in care since before age 13	25%	22%
Number of children who were at risk of aging out of foster care ¹¹	897	49,813

¹ Number of children of all ages currently in foster care on September 30, 2014.

² Number of children whose date of most recent removal was during the 2014 federal fiscal year.

³ Unless otherwise noted, length of stay in care is calculated based on the current removal episode.

⁴ Does not include children over age 20 or children missing birthdate data.

⁵ Hispanic children are not included in counts for specific racial groups. Children whose race was reported as unknown are not included. Data for the general child population under age 18 is from the U. S. Census Bureau. This information is publicly available on the Kids Count Data Center (<http://datacenter.kidscount.org/data/tables/103-child-population-by-race>).

⁶ Does not include children who were missing case plan goal data.

⁷ The number of places the child has lived, including the current setting, during the current removal episode; trial home visits are not included as a placement setting.

⁸ Other placement types include pre-adoptive home, runaway, supervised independent living, and trial home visit. Children missing placement data are excluded.

⁹ Does not include children who were missing exit reason data. Emancipation means the child/youth left foster care at the age of majority.

¹⁰ Includes children of all ages who emancipated from care.

¹¹ Includes children aged nine and over with a case goal of long term foster care or emancipation.