



State Child Welfare Policy Database

Foster Care Facts FFY 2014: Alaska

Children in foster care

	AK	US
Number of children in foster care ¹	2,190	415,129
Number of children who entered foster care ²	1,162	264,746
Average length of time in foster care ³	18 months	21 months
Percent of children in foster care for five or more years	4%	7%

Age distribution of children in foster care⁴

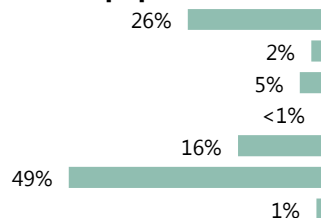
	AK	US
Less than 1 year	6%	7%
1-5 years old	38%	33%
6-10 years old	28%	23%
11-15 years old	20%	21%
16-20 years old	8%	16%

Gender of children in foster care

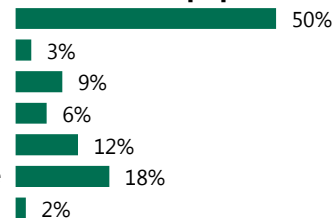
	AK	US
Female	50%	48%
Male	50%	52%

Foster care caseload by race/ethnicity⁵

Foster care population in AK



General child population in AK



Case plan goal for children in foster care⁶

	AK	US
Reunification	52%	55%
Adoption	32%	25%
Guardianship	4%	7%
Another Planned Permanent Living Arrangement	1%	9%
Case goal not yet established	11%	5%

Source, unless specified otherwise: This information is from the federal Adoption and Foster Care Analysis and Reporting System (AFCARS), and represents the federal fiscal year 2014 reporting period (October 1, 2013 – September 30, 2014).

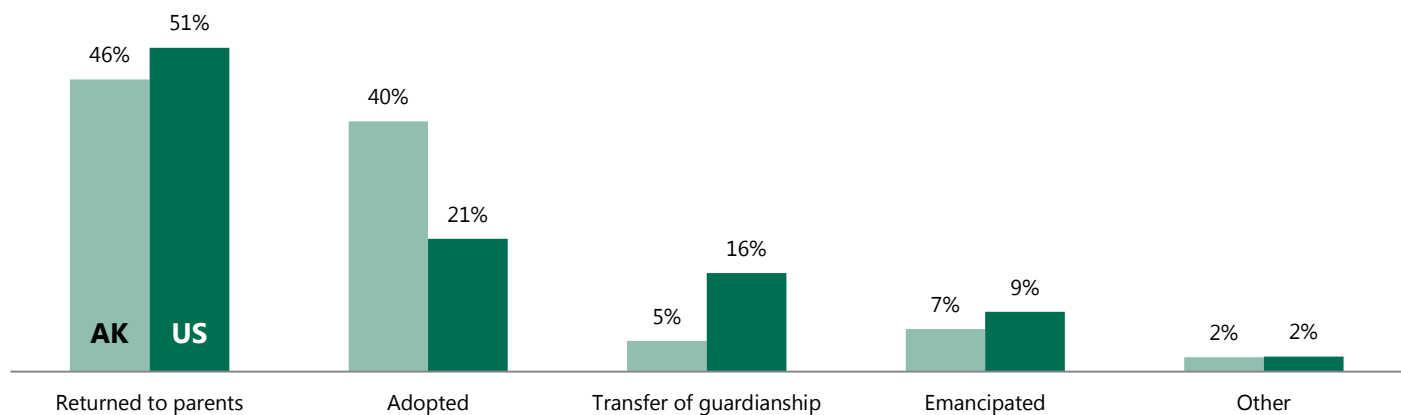
Number of different foster care placements⁷

	AK	US
Percent of children who experienced one placement	35%	41%
Percent of children who experienced two placements	27%	25%
Percent of children who experienced three placements	14%	13%
Percent of children who experienced four or more placements	24%	21%

Foster care by placement type⁸

	Non-relative	Relative	Group home/institution	Other
AK	34%	22%	6%	38%
US	46%	29%	14%	11%

Outcomes of children exiting foster care⁹



Aging out of foster care

	AK	US
Number of children who exited foster care	919	238,230
Number of children who emancipated from foster care ¹⁰	62	22,392
Of children who aged out of foster care, percent who had been in care since before age 13	29%	22%
Number of children who were at risk of aging out of foster care ¹¹	55	49,813

¹ Number of children of all ages currently in foster care on September 30, 2014.

² Number of children whose date of most recent removal was during the 2014 federal fiscal year.

³ Unless otherwise noted, length of stay in care is calculated based on the current removal episode.

⁴ Does not include children over age 20 or children missing birthdate data.

⁵ Hispanic children are not included in counts for specific racial groups. Children whose race was reported as unknown are not included. Data for the general child population under age 18 is from the U. S. Census Bureau. This information is publicly available on the Kids Count Data Center (<http://datacenter.kidscount.org/data/tables/103-child-population-by-race>).

⁶ Does not include children who were missing case plan goal data.

⁷ The number of places the child has lived, including the current setting, during the current removal episode; trial home visits are not included as a placement setting.

⁸ Other placement types include pre-adoptive home, runaway, supervised independent living, and trial home visit. Children missing placement data are excluded.

⁹ Does not include children who were missing exit reason data. Emancipation means the child/youth left foster care at the age of majority.

¹⁰ Includes children of all ages who emancipated from care.

¹¹ Includes children aged nine and over with a case goal of long term foster care or emancipation.