



# State Child Welfare Policy Database

## Foster Care Facts FFY 2014: Connecticut

### Children in foster care

	CT	US
Number of children in foster care <sup>1</sup>	4,069	415,129
Number of children who entered foster care <sup>2</sup>	1,891	264,746
Average length of time in foster care <sup>3</sup>	31 months	21 months
Percent of children in foster care for five or more years	15%	7%

### Age distribution of children in foster care<sup>4</sup>

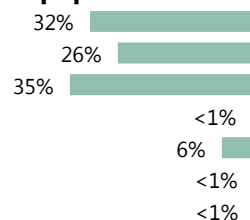
	CT	US
Less than 1 year	6%	7%
1-5 years old	26%	33%
6-10 years old	14%	23%
11-15 years old	20%	21%
16-20 years old	33%	16%

### Gender of children in foster care

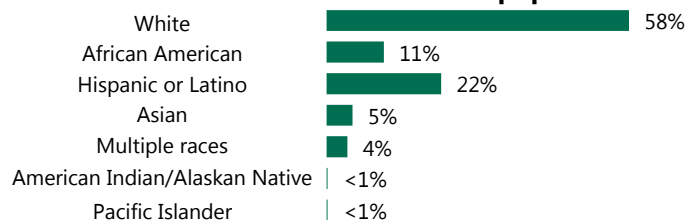
	CT	US
Female	48%	48%
Male	52%	52%

### Foster care caseload by race/ethnicity<sup>5</sup>

#### Foster care population in CT



#### General child population in CT



### Case plan goal for children in foster care<sup>6</sup>

	CT	US
Reunification	26%	55%
Adoption	29%	25%
Guardianship	17%	7%
Another Planned Permanent Living Arrangement	14%	9%
Case goal not yet established	13%	5%

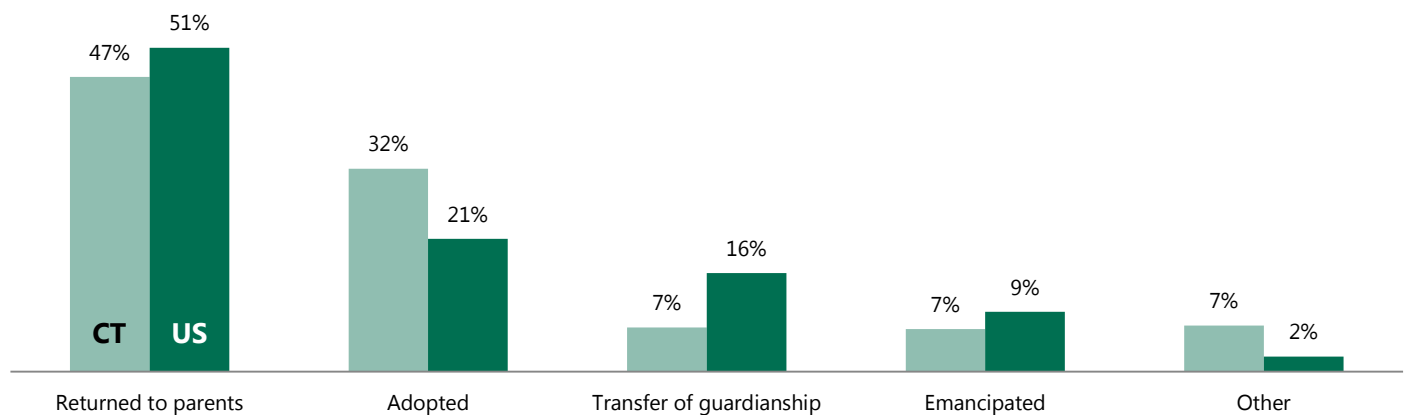
## Number of different foster care placements<sup>7</sup>

	CT	US
Percent of children who experienced one placement	37%	41%
Percent of children who experienced two placements	26%	25%
Percent of children who experienced three placements	12%	13%
Percent of children who experienced four or more placements	24%	21%

## Foster care by placement type<sup>8</sup>

	Non-relative	Relative	Group home/institution	Other
CT	44%	29%	18%	10%
US	46%	29%	14%	11%

## Outcomes of children exiting foster care<sup>9</sup>



## Aging out of foster care

	CT	US
Number of children who exited foster care	1,481	238,230
Number of children who emancipated from foster care <sup>10</sup>	82	22,392
Of children who aged out of foster care, percent who had been in care since before age 13	25%	22%
Number of children who were at risk of aging out of foster care <sup>11</sup>	651	49,813

<sup>1</sup> Number of children of all ages currently in foster care on September 30, 2014.

<sup>2</sup> Number of children whose date of most recent removal was during the 2014 federal fiscal year.

<sup>3</sup> Unless otherwise noted, length of stay in care is calculated based on the current removal episode.

<sup>4</sup> Does not include children over age 20 or children missing birthdate data.

<sup>5</sup> Hispanic children are not included in counts for specific racial groups. Children whose race was reported as unknown are not included. Data for the general child population under age 18 is from the U. S. Census Bureau. This information is publicly available on the Kids Count Data Center (<http://datacenter.kidscount.org/data/tables/103-child-population-by-race>).

<sup>6</sup> Does not include children who were missing case plan goal data.

<sup>7</sup> The number of places the child has lived, including the current setting, during the current removal episode; trial home visits are not included as a placement setting.

<sup>8</sup> Other placement types include pre-adoptive home, runaway, supervised independent living, and trial home visit. Children missing placement data are excluded.

<sup>9</sup> Does not include children who were missing exit reason data. Emancipation means the child/youth left foster care at the age of majority.

<sup>10</sup> Includes children of all ages who emancipated from care.

<sup>11</sup> Includes children aged nine and over with a case goal of long term foster care or emancipation.