



# State Child Welfare Policy Database

## Child Maltreatment Facts FFY 2014: Hawaii

### Child abuse and neglect investigations<sup>1</sup>

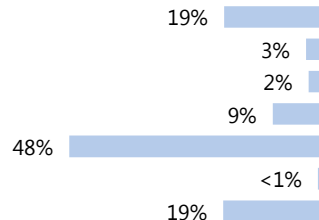
	HI	US
Number of children who received an investigation or assessment for abuse or neglect	3,305	3,248,005
Rate of investigations or assessments per 1,000 children in the population	10.7	43.7
Average response time from report to investigation	113 days	75 days

### Victims of child maltreatment<sup>2</sup>

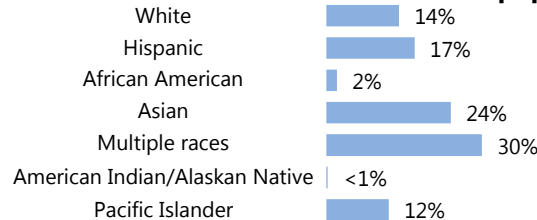
	HI	US
Number of children found to be victims of maltreatment	1,331	702,208
Percent of children investigated/assessed found to be a victim of maltreatment	40%	22%
Rate of victims per 1,000 children in the population	4.3	9.4
Percent of victims who were "first-time" victims (i.e., no previous findings of maltreatment)	83%	73%

### Race and ethnicity of maltreatment victims<sup>3</sup>

#### Maltreatment victims in HI



#### General child population in HI



### Gender of maltreatment victims

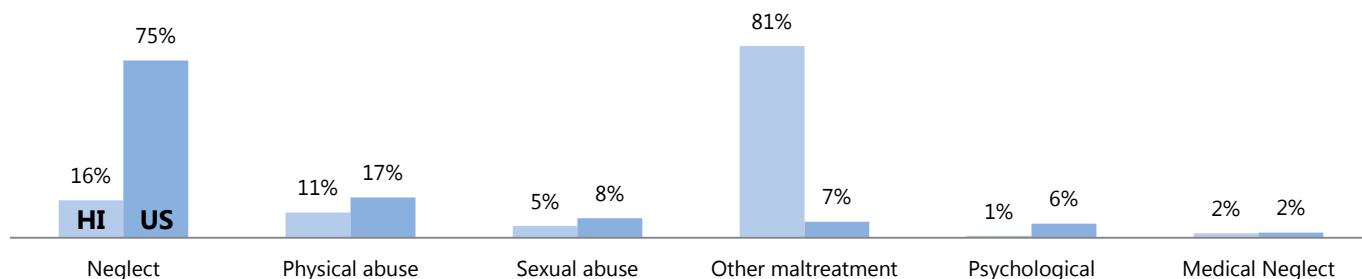
	HI	US
Male	47%	49%
Female	52%	51%

### Age distribution of maltreatment victims

	HI	US
0-3 years old	40%	34%
4-7 years old	22%	25%
8-11 years old	17%	19%
12-15 years old	15%	17%
16-17 years old	6%	6%
Unknown, unborn or 18-21 years old	1%	<1%

Source, unless specified otherwise: This information is from the federal National Child Abuse and Neglect Data System (NCANDS), and represents the federal fiscal year 2014 reporting period (October 1, 2013 – September 30, 2014). Data are publicly available in Child Maltreatment 2014, (U.S. Department of Health and Human Services, Administration for Children and Families, Administration on Children, Youth and Families, Children's Bureau. (2016). Available from <http://www.acf.hhs.gov/programs/cb/research-data-technology/statistics-research/child-maltreatment>.

## Maltreatment types<sup>4</sup>



## Child fatalities attributed to maltreatment

	HI	US
Number of child fatalities attributed to maltreatment	2	1,546
Rate of maltreatment fatalities per 100,000 children in the population	0.65	2.13

## Child maltreatment perpetrators<sup>5</sup>

	HI	US
Parent of the child	90%	78%
Non-parent or of unknown relationship to the child <sup>6</sup>	10%	22%

## Postresponse services<sup>7</sup>

	HI	US
Percent of victims who received postresponse services	68%	64%
Percent of non-victims who received postresponse services	23%	32%
Percent of victims who received foster care services	22%	23%
Percent of non-victims who received foster care services	5%	3%
Average time from report receipt to service initiation	21 days	49 days

<sup>1</sup> This reflects a "unique count of children who had a maltreatment report investigated or assessed" (i.e., a child who had at least one maltreatment report investigated/assessed was counted once, regardless of how many investigations/assessments they had).

<sup>2</sup> Unless noted otherwise, data on victims represents "unique victims" (i.e., a child is counted once regardless of how many times s/he was determined to be a victim of maltreatment).

<sup>3</sup> Hispanic children are not included in counts for specific racial groups. Children whose race was reported as unknown are not included. Data for the general child population under age 18 is from the U. S. Census Bureau. This information is publicly available on the Kids Count Data Center (<http://datacenter.kidscount.org/data/tables/103-child-population-by-race>).

<sup>4</sup> Total may exceed 100%. Children who experienced more than one type of maltreatment were counted in each applicable category.

<sup>5</sup> In the Child Maltreatment 2014 report, perpetrators and relationships are only counted once regardless of the number of times the perpetrator was reported. Previous reports counted each relationship and percentages of relationships totaled more than 100 percent.

<sup>6</sup> Child daycare provider, foster parent, friends or neighbors, legal guardian, other, other professional, other relative, group home and residential facility staff, unmarried partner of parent, multiple relationships, or unknown.

<sup>7</sup> NCANDS collects data for 26 types of services including but not limited to adoption, foster care, family preservation, mental health, and substance abuse. Postresponse services are defined as services that were delivered between the date the report was received and up to 90 days after the disposition date. Duplicate count of victims (i.e., a single child was counted for each postresponse event s/he had). Foster care services are defined as activities associated with 24 hour substitute care for children placed away from their parents or guardians and for whom the State Title IV-B/IV-E agency has responsibility for placement, care, or supervision.