



State Child Welfare Policy Database

Foster Care Facts FFY 2014: Minnesota

Children in foster care

	MN	US
Number of children in foster care ¹	6,324	415,129
Number of children who entered foster care ²	6,212	264,746
Average length of time in foster care ³	17 months	21 months
Percent of children in foster care for five or more years	5%	7%

Age distribution of children in foster care⁴

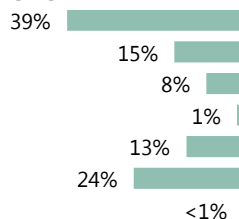
	MN	US
Less than 1 year	7%	7%
1-5 years old	29%	33%
6-10 years old	22%	23%
11-15 years old	25%	21%
16-20 years old	17%	16%

Gender of children in foster care


	MN	US
Female	47%	48%
Male	53%	52%

Foster care caseload by race/ethnicity⁵

Foster care population in MN



General child population in MN



Case plan goal for children in foster care⁶

	MN	US
Reunification	89%	55%
Adoption	6%	25%
Guardianship	2%	7%
Another Planned Permanent Living Arrangement	2%	9%
Case goal not yet established	2%	5%

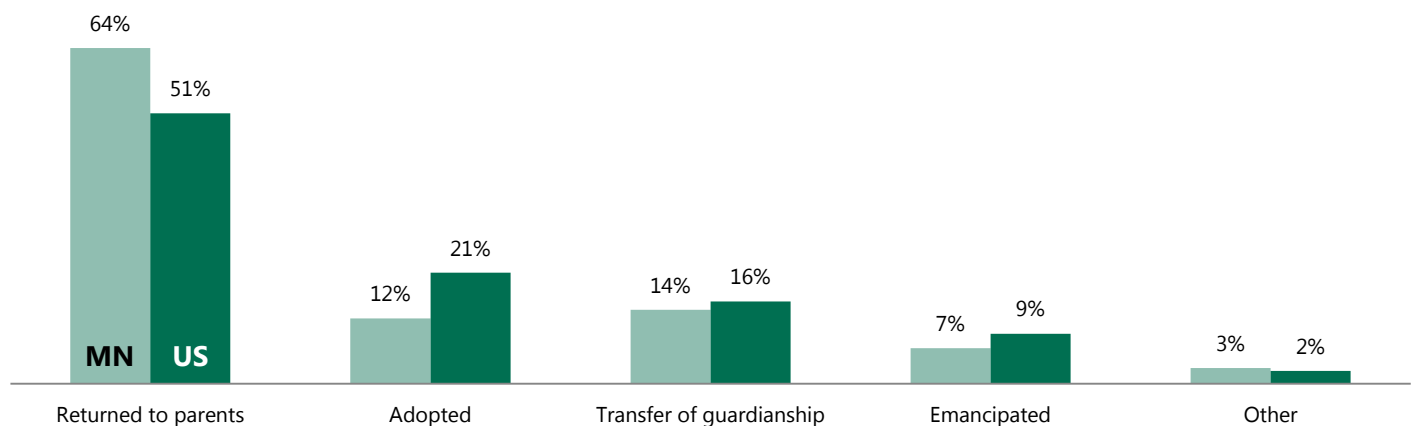
Number of different foster care placements⁷

	MN	US
Percent of children who experienced one placement	42%	41%
Percent of children who experienced two placements	26%	25%
Percent of children who experienced three placements	12%	13%
Percent of children who experienced four or more placements	20%	21%

Foster care by placement type⁸

	Non-relative	Relative	Group home/institution	Other
MN	40%	26%	19%	15%
US	46%	29%	14%	11%

Outcomes of children exiting foster care⁹



Aging out of foster care

	MN	US
Number of children who exited foster care	5,240	238,230
Number of children who emancipated from foster care ¹⁰	354	22,392
Of children who aged out of foster care, percent who had been in care since before age 13	24%	22%
Number of children who were at risk of aging out of foster care ¹¹	161	49,813

¹ Number of children of all ages currently in foster care on September 30, 2014.

² Number of children whose date of most recent removal was during the 2014 federal fiscal year.

³ Unless otherwise noted, length of stay in care is calculated based on the current removal episode.

⁴ Does not include children over age 20 or children missing birthdate data.

⁵ Hispanic children are not included in counts for specific racial groups. Children whose race was reported as unknown are not included. Data for the general child population under age 18 is from the U. S. Census Bureau. This information is publicly available on the Kids Count Data Center (<http://datacenter.kidscount.org/data/tables/103-child-population-by-race>).

⁶ Does not include children who were missing case plan goal data.

⁷ The number of places the child has lived, including the current setting, during the current removal episode; trial home visits are not included as a placement setting.

⁸ Other placement types include pre-adoptive home, runaway, supervised independent living, and trial home visit. Children missing placement data are excluded.

⁹ Does not include children who were missing exit reason data. Emancipation means the child/youth left foster care at the age of majority.

¹⁰ Includes children of all ages who emancipated from care.

¹¹ Includes children aged nine and over with a case goal of long term foster care or emancipation.