

# State Child Welfare Policy Database

## Relative Caregiving Facts FFY 2014: Nevada

### Children living with relatives

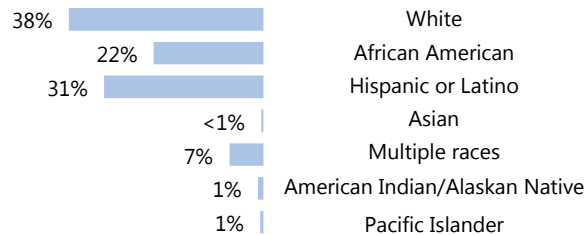
	NV	US
Children in foster care whose most recent placement was with relative foster family <sup>1</sup>	1,497	120,334
Average length of time living with current relative foster family <sup>2</sup>	9 months	10 months
Households with a grandparent living with a grandchild <sup>3</sup>	4%	4%
Of children adopted from foster care, % adopted by relatives <sup>4</sup>	46%	33%

### Age distribution of children placed with a relative foster family<sup>5</sup>

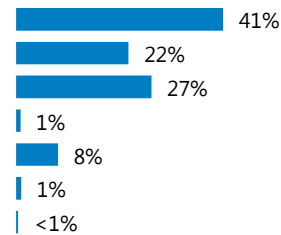
	NV	US
Less than 1 year	8%	8%
1-5 years old	45%	42%
6-10 years old	28%	27%
11-15 years old	14%	16%
16-20 years old	4%	6%

### Race and ethnicity of children placed with a relative foster family<sup>6</sup>

#### Placed with relative foster family in NV



#### Foster care population in NV



### Guardianship for children in foster care

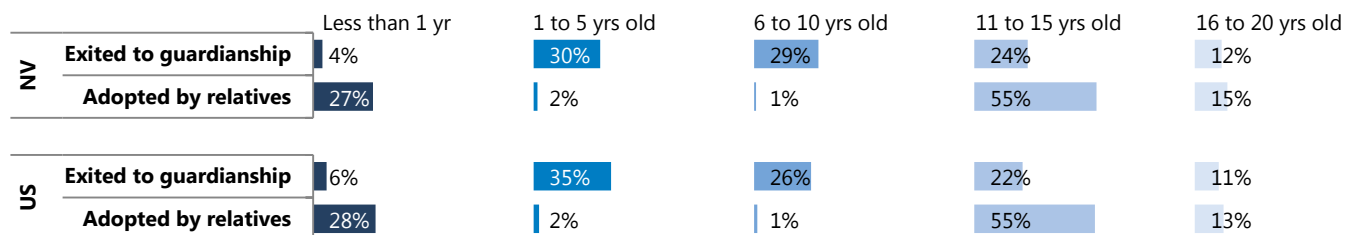
	NV	US
Of children in foster care, % with a case plan goal of guardianship	3%	7%
Average age of children with a case plan goal of guardianship	10.0 years	10.9 years

### Children exiting foster care to guardianship<sup>7</sup>

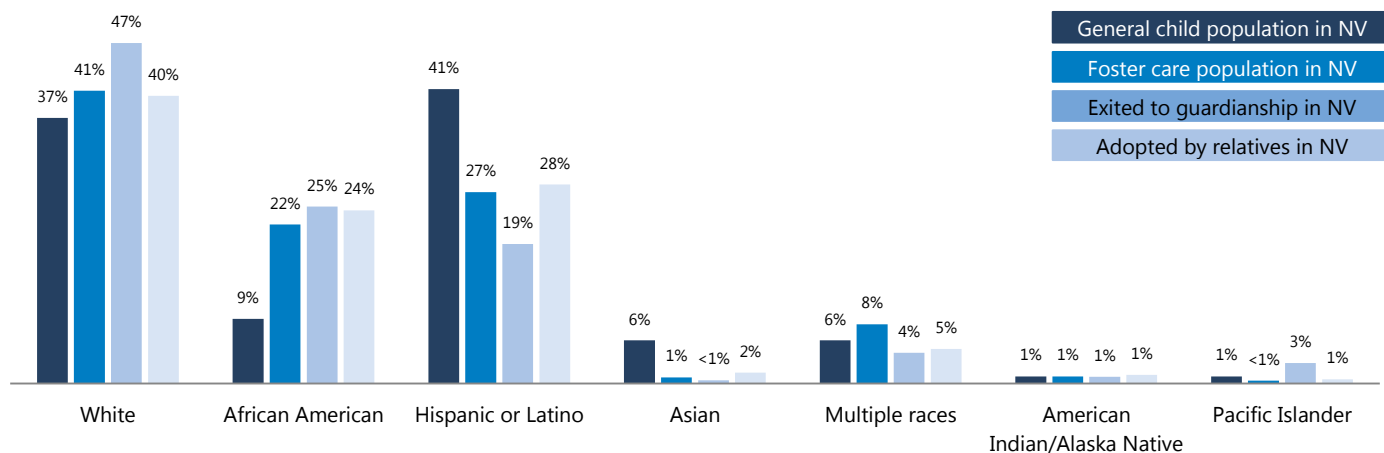
	NV	US
Number of children who exited to guardianship	215	36,829
Of children exiting foster care, % that exited to guardianship	7%	16%
Average length of time in foster care before exit to guardianship	10 months	14 months
Gender of children exiting to guardianship		
Female	47%	49%
Male	53%	51%

*Source, unless noted otherwise: Unless otherwise noted, this information is from the federal Adoption and Foster Care Analysis and Reporting System (AFCARS), and represents the federal fiscal year 2014 reporting period (October 1, 2013 – September 30, 2014).*

## Age of children who exited foster care to guardianship and those adopted by relatives<sup>8</sup>



## Race and ethnicity of children who exited foster care to guardianship and those adopted by relatives<sup>9</sup>



## Funding for guardianship

	NV	US
Does state have Title IV-E subsidized guardianship (KinGAP) under Fostering Connections? <sup>10</sup>	No	N/A
Federal KinGAP dollars spent by state in SFY 2014 <sup>11,12</sup>	\$0	\$81,708,420
Average monthly number of children for whom KinGAP was claimed <sup>13</sup>	0	34,834

<sup>1</sup> Includes children of all ages currently in foster care on September 30, 2014.

<sup>2</sup> For all relevant measures, length of stay in care is calculated based on the current removal episode.

<sup>3</sup> Data for households with grandparent living with a grandchild comes from the U.S. Census Bureau, and is publicly available on the American Fact Finder website (<http://factfinder.census.gov/faces/nav/jsf/pages/index.xhtml>).

<sup>4</sup> Includes relatives and stepparents. Children with missing adoptive relationship data are excluded.

<sup>5</sup> Does not include children over age 21 or children missing birthdate data.

<sup>6</sup> Hispanic children are not included in counts for specific racial groups. Children whose race was reported as unknown are not included. Data for the general child population under age 18 is from the U. S. Census Bureau. This information is publicly available on the Kids Count Data Center (<http://datacenter.kidscount.org/data/tables/103-child-population-by-race>).

<sup>7</sup> Children who exit foster care to live with other relatives are included with children exiting to guardianship

<sup>8</sup> Does not include children over age 21 or children missing birthdate data

<sup>9</sup> Hispanic children are not included in counts for specific racial groups. Children whose race was reported as unknown are not included.

<sup>10</sup> Information as of May 2014, available at [http://www.nrcpfc.org/fostering\\_connections/state\\_gap.html](http://www.nrcpfc.org/fostering_connections/state_gap.html). A list of current states/tribes with approval to run KinGAP programs in 2016 is available publicly at Grandfamilies.org (<http://grandfamilies.org/SubsidizedGuardianship/SubsidizedGuardianshipSummaryAnalysis.aspx>).

<sup>11</sup> State expenditures on KinGAP programs is from *Child Welfare Financing SFY 2014: A survey of federal, state, and local expenditures*, which is publicly available on the Child Trends website (<http://www.childtrends.org/publications/child-welfare-financing-sfy-2014-a-survey-of-federal-state-and-local-expenditures/>). Each state reported data based on their state fiscal year (SFY) 2014, which for most states is July 1, 2013 to June 30, 2014. AL, DC, MI, NY, TX, and WY reported a different SFY calendar.

<sup>12</sup> It is possible for states to have had a KinGAP program as of May 2014 and not have reported any KinGAP expenditures in SFY 2014, or vice versa. This could be due to a variety of state-specific reasons.

<sup>13</sup> Based on HHS Title IV-E claims data from FFY 2014.