



# State Child Welfare Policy Database

## Foster Care Facts FFY 2014: New York

### Children in foster care

	NY	US
Number of children in foster care <sup>1</sup>	22,422	415,129
Number of children who entered foster care <sup>2</sup>	9,691	264,746
Average length of time in foster care <sup>3</sup>	32 months	21 months
Percent of children in foster care for five or more years	15%	7%

### Age distribution of children in foster care<sup>4</sup>

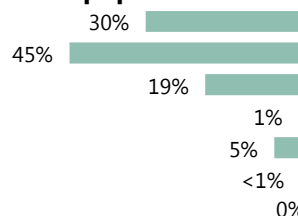
	NY	US
Less than 1 year	5%	7%
1-5 years old	28%	33%
6-10 years old	20%	23%
11-15 years old	22%	21%
16-20 years old	26%	16%

### Gender of children in foster care

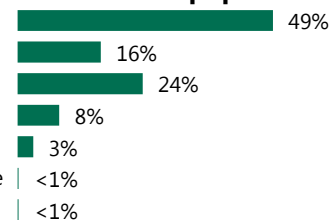
	NY	US
Female	49%	48%
Male	51%	52%

### Foster care caseload by race/ethnicity<sup>5</sup>

#### Foster care population in NY



#### General child population in NY



### Case plan goal for children in foster care<sup>6</sup>

	NY	US
Reunification	57%	55%
Adoption	24%	25%
Guardianship	4%	7%
Another Planned Permanent Living Arrangement	14%	9%
Case goal not yet established	1%	5%

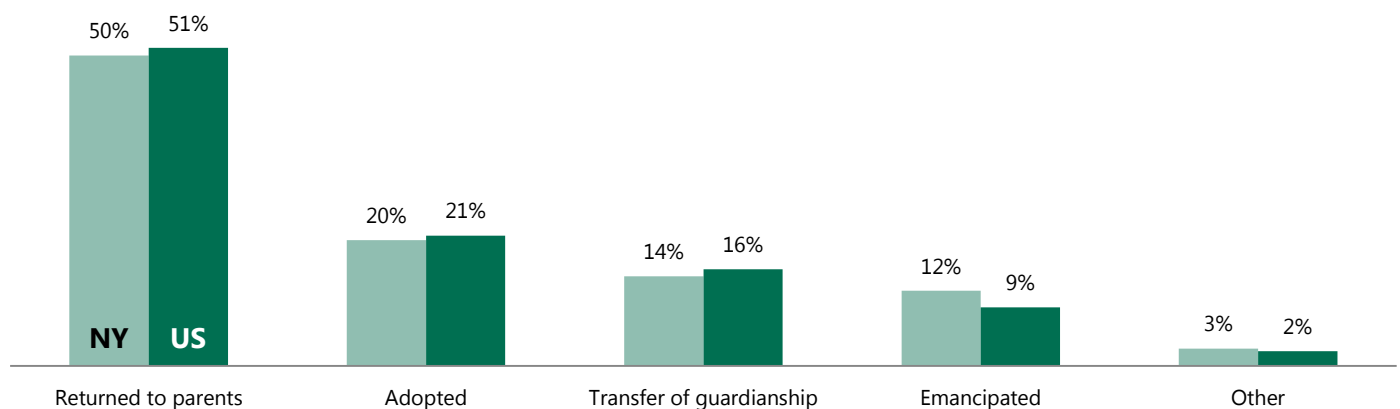
## Number of different foster care placements<sup>7</sup>

	NY	US
Percent of children who experienced one placement	39%	41%
Percent of children who experienced two placements	25%	25%
Percent of children who experienced three placements	13%	13%
Percent of children who experienced four or more placements	22%	21%

## Foster care by placement type<sup>8</sup>

	Non-relative	Relative	Group home/institution	Other
NY	47%	18%	15%	20%
US	46%	29%	14%	11%

## Outcomes of children exiting foster care<sup>9</sup>



## Aging out of foster care

	NY	US
Number of children who exited foster care	9,854	238,230
Number of children who emancipated from foster care <sup>10</sup>	1,192	22,392
Of children who aged out of foster care, percent who had been in care since before age 13	27%	22%
Number of children who were at risk of aging out of foster care <sup>11</sup>	4,168	49,813

<sup>1</sup> Number of children of all ages currently in foster care on September 30, 2014.

<sup>2</sup> Number of children whose date of most recent removal was during the 2014 federal fiscal year.

<sup>3</sup> Unless otherwise noted, length of stay in care is calculated based on the current removal episode.

<sup>4</sup> Does not include children over age 20 or children missing birthdate data.

<sup>5</sup> Hispanic children are not included in counts for specific racial groups. Children whose race was reported as unknown are not included. Data for the general child population under age 18 is from the U. S. Census Bureau. This information is publicly available on the Kids Count Data Center (<http://datacenter.kidscount.org/data/tables/103-child-population-by-race>).

<sup>6</sup> Does not include children who were missing case plan goal data.

<sup>7</sup> The number of places the child has lived, including the current setting, during the current removal episode; trial home visits are not included as a placement setting.

<sup>8</sup> Other placement types include pre-adoptive home, runaway, supervised independent living, and trial home visit. Children missing placement data are excluded.

<sup>9</sup> Does not include children who were missing exit reason data. Emancipation means the child/youth left foster care at the age of majority.

<sup>10</sup> Includes children of all ages who emancipated from care.

<sup>11</sup> Includes children aged nine and over with a case goal of long term foster care or emancipation.