



# State Child Welfare Policy Database

## Child Maltreatment Facts FFY 2014: North Carolina

### Child abuse and neglect investigations<sup>1,2</sup>

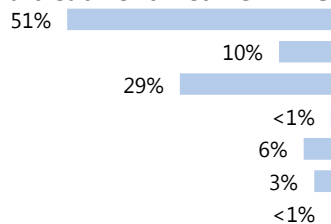
	NC	US
Number of children who received an investigation or assessment for abuse or neglect	122,085	3,248,005
Rate of investigations or assessments per 1,000 children in the population	53.4	43.7
Average response time from report to investigation	NR	75 days

### Victims of child maltreatment<sup>3</sup>

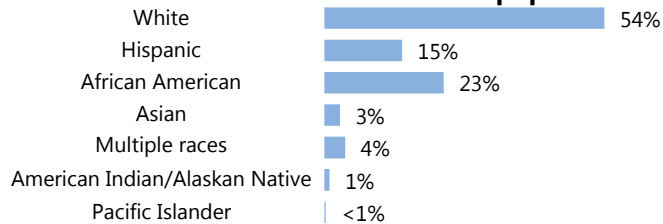
	NC	US
Number of children found to be victims of maltreatment	20,966	702,208
Percent of children investigated/assessed found to be a victim of maltreatment	17%	22%
Rate of victims per 1,000 children in the population	9.2	9.4
Percent of victims who were "first-time" victims (i.e., no previous findings of maltreatment)	81%	73%

### Race and ethnicity of maltreatment victims<sup>4</sup>

#### Maltreatment victims in NC



#### General child population in NC



### Gender of maltreatment victims

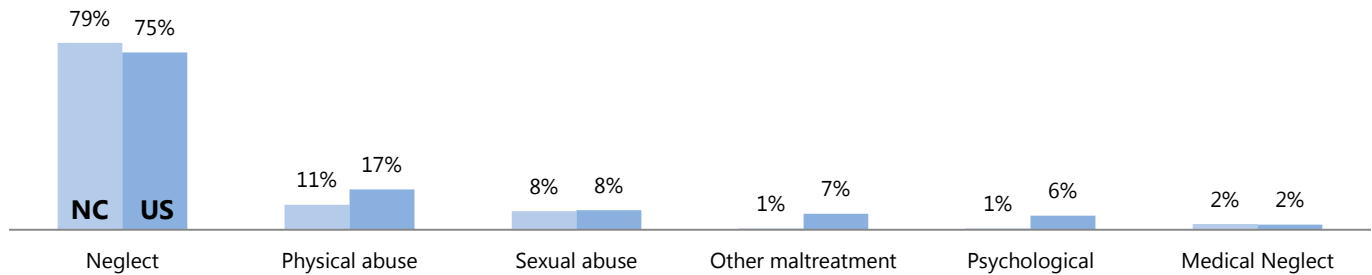
	NC	US
Male	50%	49%
Female	50%	51%

### Age distribution of maltreatment victims

	NC	US
0-3 years old	33%	34%
4-7 years old	26%	25%
8-11 years old	20%	19%
12-15 years old	17%	17%
16-17 years old	4%	6%
Unknown, unborn or 18-21 years old	<1%	<1%

Source, unless specified otherwise: This information is from the federal National Child Abuse and Neglect Data System (NCANDS), and represents the federal fiscal year 2014 reporting period (October 1, 2013 – September 30, 2014). Data are publicly available in Child Maltreatment 2014, (U.S. Department of Health and Human Services, Administration for Children and Families, Administration on Children, Youth and Families, Children's Bureau. (2016). Available from <http://www.acf.hhs.gov/programs/cb/research-data-technology/statistics-research/child-maltreatment>.

## Maltreatment types<sup>5</sup>



## Child fatalities attributed to maltreatment

	NC	US
Number of child fatalities attributed to maltreatment	25	1,546
Rate of maltreatment fatalities per 100,000 children in the population	1.09	2.13

<sup>1</sup> This reflects a "unique count of children who had a maltreatment report investigated or assessed" (i.e., a child who had at least one maltreatment report investigated/assessed was counted once, regardless of how many investigations/assessments they had).

<sup>2</sup> Fields with "NR" signify that the data was not reported or available in the 2014 Child Maltreatment Report. See Appendix D of the report for more detailed information by state.

<sup>3</sup> Unless noted otherwise, data on victims represents "unique victims" (i.e., a child is counted once regardless of how many times s/he was determined to be a victim of maltreatment).

<sup>4</sup> Hispanic children are not included in counts for specific racial groups. Children whose race was reported as unknown are not included. Data for the general child population under age 18 is from the U. S. Census Bureau. This information is publicly available on the Kids Count Data Center (<http://datacenter.kidscount.org/data/tables/103-child-population-by-race>).

<sup>5</sup> Total may exceed 100%. Children who experienced more than one type of maltreatment were counted in each applicable category.