



State Child Welfare Policy Database

Foster Care Facts FFY 2014: Oklahoma

Children in foster care

	OK	US
Number of children in foster care ¹	11,463	415,129
Number of children who entered foster care ²	5,867	264,746
Average length of time in foster care ³	19 months	21 months
Percent of children in foster care for five or more years	4%	7%

Age distribution of children in foster care⁴

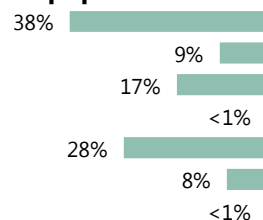
	OK	US
Less than 1 year	8%	7%
1-5 years old	41%	33%
6-10 years old	27%	23%
11-15 years old	18%	21%
16-20 years old	6%	16%

Gender of children in foster care

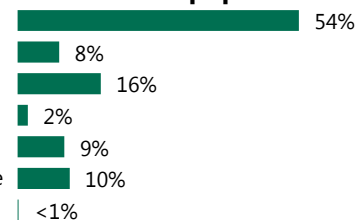
	OK	US
Female	49%	48%
Male	51%	52%

Foster care caseload by race/ethnicity⁵

Foster care population in OK



General child population in OK



Case plan goal for children in foster care⁶

	OK	US
Reunification	58%	55%
Adoption	34%	25%
Guardianship	1%	7%
Another Planned Permanent Living Arrangement	3%	9%
Case goal not yet established	4%	5%

Source, unless specified otherwise: This information is from the federal Adoption and Foster Care Analysis and Reporting System (AFCARS), and represents the federal fiscal year 2014 reporting period (October 1, 2013 – September 30, 2014).

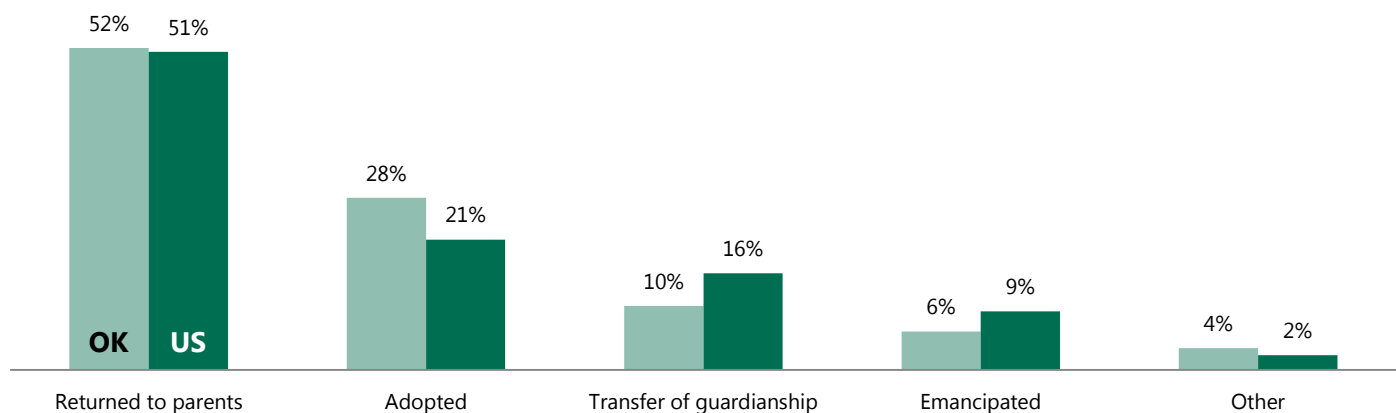
Number of different foster care placements⁷

	OK	US
Percent of children who experienced one placement	28%	41%
Percent of children who experienced two placements	26%	25%
Percent of children who experienced three placements	15%	13%
Percent of children who experienced four or more placements	31%	21%

Foster care by placement type⁸

	Non-relative	Relative	Group home/institution	Other
OK	43%	35%	8%	14%
US	46%	29%	14%	11%

Outcomes of children exiting foster care⁹



Aging out of foster care

	OK	US
Number of children who exited foster care	4,889	238,230
Number of children who emancipated from foster care ¹⁰	303	22,392
Of children who aged out of foster care, percent who had been in care since before age 13	29%	22%
Number of children who were at risk of aging out of foster care ¹¹	543	49,813

¹ Number of children of all ages currently in foster care on September 30, 2014.

² Number of children whose date of most recent removal was during the 2014 federal fiscal year.

³ Unless otherwise noted, length of stay in care is calculated based on the current removal episode.

⁴ Does not include children over age 20 or children missing birthdate data.

⁵ Hispanic children are not included in counts for specific racial groups. Children whose race was reported as unknown are not included. Data for the general child population under age 18 is from the U. S. Census Bureau. This information is publicly available on the Kids Count Data Center (<http://datacenter.kidscount.org/data/tables/103-child-population-by-race>).

⁶ Does not include children who were missing case plan goal data.

⁷ The number of places the child has lived, including the current setting, during the current removal episode; trial home visits are not included as a placement setting.

⁸ Other placement types include pre-adoptive home, runaway, supervised independent living, and trial home visit. Children missing placement data are excluded.

⁹ Does not include children who were missing exit reason data. Emancipation means the child/youth left foster care at the age of majority.

¹⁰ Includes children of all ages who emancipated from care.

¹¹ Includes children aged nine and over with a case goal of long term foster care or emancipation.