

Relatives and other kin are invaluable sources of support and connection for children. Kinship caregiving exists for children both inside and outside of the child welfare system. Relatives may offer to care for a child to keep them out of foster care, or they may be a placement for a child who is in the child welfare system, either as a kinship or formal foster care placement. Evidence suggests that being placed with relatives or other kin can help reduce the trauma of being removed from home, and federal and state child welfare efforts prioritize placing children with relatives when possible. Relatives who care for children in foster care may have the option to enter into guardianships, which are formal legal relationships that allow the child welfare case to close while allowing the birth parents to retain parental rights. In some states, such guardians receive a subsidy for the care of the child.

## Children living with relatives

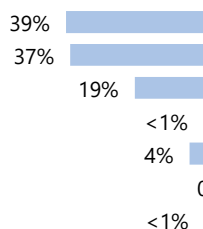
	NJ	US
Number of children in foster care whose most recent placement was relative foster family <sup>1</sup>	2,509	127,819
Percent of children in foster care whose most recent placement was relative foster family	37%	30%
Average length of time living with current relative foster family <sup>2</sup>	12 months	10 months
Households with a grandparent living with a grandchild <sup>3</sup>	4%	4%
Of children adopted from foster care, percent adopted by relatives <sup>4</sup>	43%	34%

## Age distribution of children placed with a relative foster family

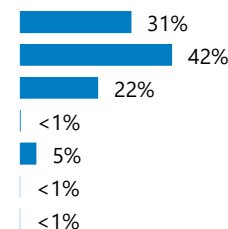


## Race and ethnicity of children placed with a relative foster family<sup>5</sup>

### Placed with relative foster family in NJ



### Foster care population in NJ



## Guardianship with relatives for children in foster care<sup>6</sup>

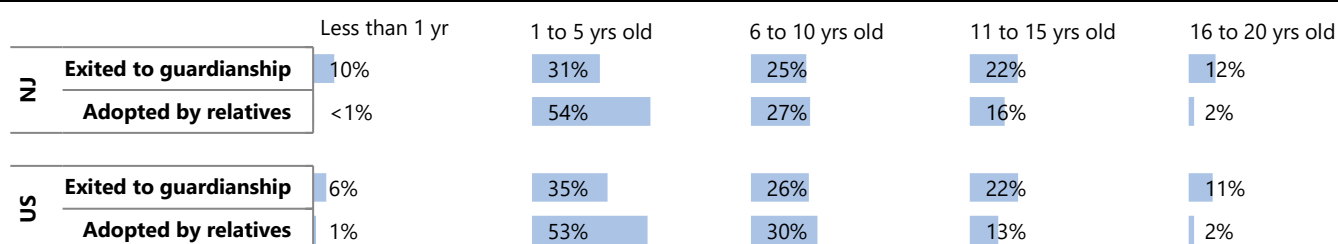
	NJ	US
Of children in foster care, percent with a case plan goal of guardianship with relatives	2%	6%
Average age of children with a case plan goal of guardianship with relatives	9.7 years	10.9 years

## Children exiting foster care to guardianship or living with relatives<sup>7</sup>

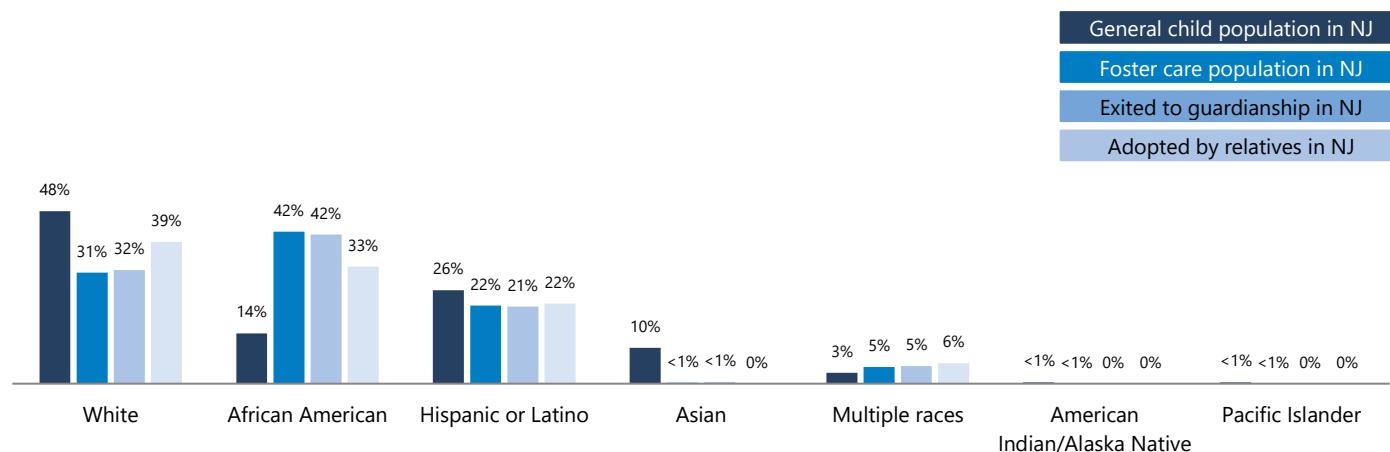
	NJ	US
Number of children who exited to guardianship or living with relatives	664	37,924
Of children exiting foster care, percent that exited to guardianship or living with relatives	14%	16%
Average length of time in foster care before exit to guardianship or living with relatives	12 months	15 months
Gender of children exiting to guardianship or living with relatives		
Female	50%	50%
Male	50%	50%

*Source, unless specified otherwise: This information is from the federal Adoption and Foster Care Analysis and Reporting System (AFCARS), and represents the federal fiscal year 2015 reporting period (October 1, 2014 – September 30, 2015). Unless otherwise noted, for each calculation, children who were missing data on the relevant indicator were excluded from analyses.*

## Age of children who exited foster care to guardianship vs. adoption by relatives



## Race and ethnicity of children in NJ who exited foster care to guardianship vs. adoption by relatives<sup>8</sup>



## Funding for guardianship

	NJ	US
Does state have Title IV-E subsidized guardianship (KinGAP) under Fostering Connections? <sup>9</sup>	Yes	N/A
Federal KinGAP dollars spent by state in SFY 2014 <sup>10,11</sup>	\$1,243,777	\$81,708,420
Average monthly number of children for whom KinGAP was claimed <sup>12</sup>	405	34,834

<sup>1</sup> Includes children of all ages currently in foster care on September 30, 2015.

<sup>2</sup> For all relevant measures, length of stay in care is calculated based on the current removal episode.

<sup>3</sup> Data for households with grandparent living with a grandchild is publicly available on the American Fact Finder website from the Census Bureau.

<sup>4</sup> Includes relatives and stepparents. Children who were over age 21 were excluded from analyses.

<sup>5</sup> If a child is determined to be of Hispanic origin, they are only counted as Hispanic and are not included in any of the other racial/ethnic categories. Data for the general child population under age 18 is from the U. S. Census Bureau and is publicly available from the Kids Count Data Center.

<sup>6</sup> In AFCARS, a case plan goal of guardianship with a relative is labeled as "living with relative." While adoption creates a permanent legal relationship between a child and their adoptive family, replacing the birth parents' relationship, guardianship creates a formal legal relationship between a child and their guardian(s) and allows birth parents to retain parental rights.

<sup>7</sup> Guardianship can include non-relative guardians.

<sup>8</sup> If a child is determined to be of Hispanic origin, they are only counted as Hispanic and are not included in any of the other racial/ethnic categories. Children whose race was reported as unknown are not included.

<sup>9</sup> Subsidized guardianships provide financial assistance to caregivers who assume legal guardianship of a child in out-of-home care. Information as of May 2014, available at [http://www.nrcpc.org/fostering\\_connections/state\\_gap.html](http://www.nrcpc.org/fostering_connections/state_gap.html). A list of current states/tribes with approval to run KinGAP programs in 2016 is available publicly at [Grandfamilies.org](http://grandfamilies.org/SubsidizedGuardianship/SubsidizedGuardianshipSummaryAnalysis.aspx) (<http://grandfamilies.org/SubsidizedGuardianship/SubsidizedGuardianshipSummaryAnalysis.aspx>).

<sup>10</sup> State expenditures on KinGAP programs is from *Child Welfare Financing SFY 2014: A survey of federal, state, and local expenditures*, which is publicly available on the Child Trends website (<http://www.childtrends.org/publications/child-welfare-financing-sfy-2014-a-survey-of-federal-state-and-local-expenditures/>). Each state reported data based on their state fiscal year (SFY) 2014, which for most states is July 1, 2013 to June 30, 2014. AL, DC, MI, NY, TX, and WY reported based on a different SFY calendar.

<sup>11</sup> It is possible for states to have had a KinGAP program as of May 2014 and not have reported any KinGAP expenditures in SFY 2014, or vice versa. This could be due to a variety of state-specific reasons.

<sup>12</sup> Based on HHS Title IV-E claims data from FFY 2014.