



Transition-Age Youth in Foster Care in the District of Columbia


Who are the transition-age youth in foster care in DC?

	DC	US
Number of transition-age youth (16 to 21 year olds) in foster care in 2015 ¹	360	113,829
Number of transition-age youth who emancipated or aged out of foster care in 2015	64	20,698
Share of total child welfare agency expenditures in SFY 2014 that were spent on services and assistance for older youth in, or previously in, foster care ²	Not available	2%

Age distribution of transition-age youth in foster care between 2011 and 2015

	Total # of youth	16 yr olds	17 yr olds	18 yr olds	19 yr olds	20-21 yr olds
DC						
2011	572	24%	28%	30%	9%	8%
2012	470	23%	29%	32%	8%	8%
2013	386	26%	26%	35%	8%	5%
2014	333	23%	32%	29%	10%	6%
2015	360	24%	25%	17%	12%	22%
US						
2015	113,829	34%	33%	26%	5%	2%

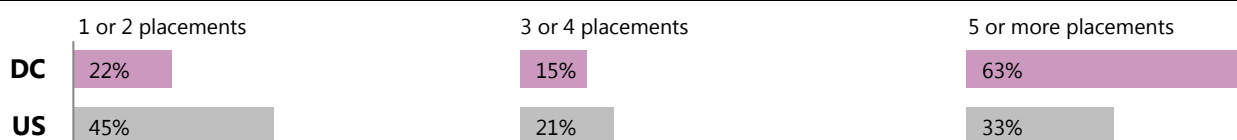
Foster care entry reasons for transition-age youth in foster care³



Length of time in foster care for transition-age youth

	DC	US
Median age when entered foster care	14 years	15 years
Percent of transition-age youth in foster care 3 or more years ⁴	57%	30%
Percent of transition-age youth who exited and re-entered foster care	38%	34%

Number of foster care placements for transition-age youth in foster care⁵



Case plan goal for transition-age youth in foster care⁶

	DC		US	
	16–17 yr olds	18–21 yr olds	16–17 yr olds	18–21 yr olds
Adoption	15%	6%	10%	4%
Emancipation (often referred to as “aging out”) ⁷	0%	0%	12%	50%
Guardianship or live with other relative(s)	40%	30%	11%	7%
Long-term foster care	10%	54%	10%	14%
Reunification	31%	10%	50%	23%

Most recent placement setting for transition-age youth in foster care⁸

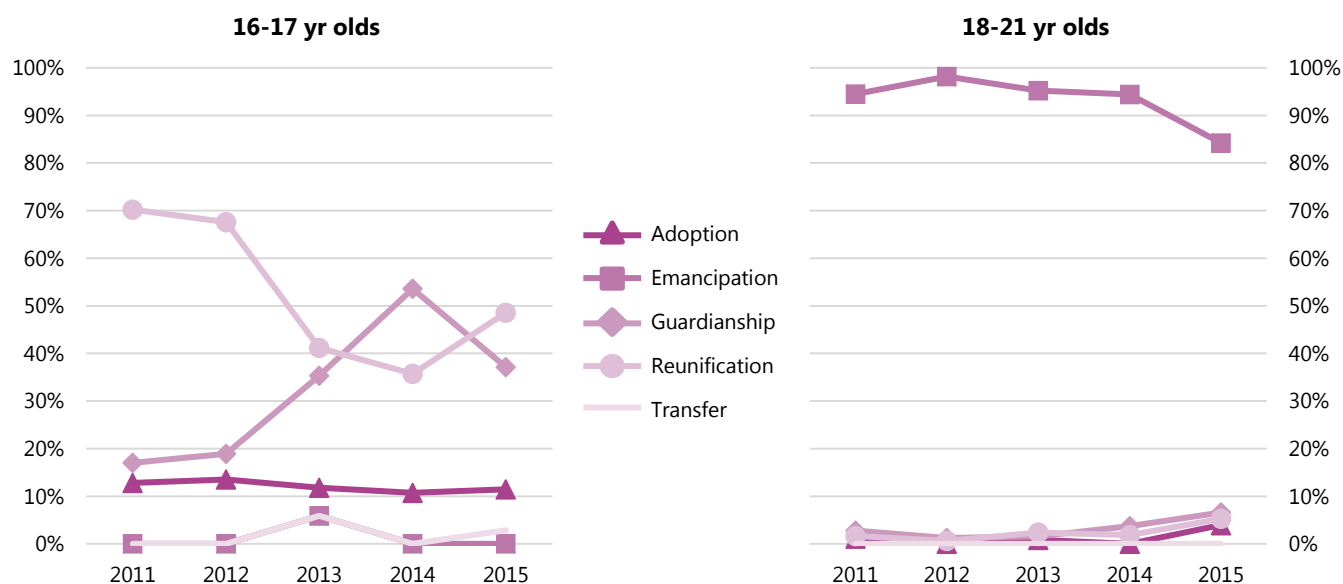
	DC		US	
	16–17 yr olds	18–21 yr olds	16–17 yr olds	18–21 yr olds
Group home or institution	21%	16%	40%	29%
Non-relative foster family	55%	48%	29%	29%
Relative foster family	9%	7%	13%	8%
Supervised independent living ⁹	2%	17%	1%	22%
Trial home visit	0%	0%	10%	5%

Why did 111 transition-age youth in DC leave care in 2015?

Exit reasons of youth who left foster care¹⁰

	DC		US	
	16–17 yr olds	18–21 yr olds	16–17 yr olds	18–21 yr olds
Adoption	11%	4%	7%	<1%
Emancipation (often referred to as “aging out”)	0%	84%	4%	85%
Guardianship or living with other relative(s)	37%	7%	16%	2%
Reunified with parent/primary caretaker	49%	5%	64%	10%
Transfer to another agency	3%	0%	7%	2%

Exit reasons in DC since 2011¹¹



Age distribution of transition-age youth who emancipated (often referred to as “aging out”)

	16- 17 yr olds	18 yr olds	19 yr olds	20 yr olds	21 yr olds
DC	0; 0%	22; 34%	4; 6%	2; 3%	36; 56%
US	4%	71%	18%	2%	3%

Of the 35 youth who were in care on their 18th birthday in FY 2014...¹²

	DC		US	
Number and percent that were still in care on their 19 th birthday ¹³	16	46%	3,189	25%
Exit reasons for those that exited care before their 19 th birthday				
Emancipation (often referred to as "aging out")	15	79%	6,154	77%
Permanency ¹⁴	4	21%	1,416	18%
Other non-permanency situation ¹⁵	0	0%	422	5%
No information available on status as of 19 th birthday	0	0%	1,508	12%

How are transition-age youth in DC faring at age 19 and 21?**Of youth who spent time in foster care...¹⁶**

	DC		US	
	at age 19	at age 21	at age 19	at age 21
Total number of youth who were eligible to complete the NYTD survey	92	92	11,350	11,471
Total number of youth who responded to the NYTD survey	79	76	7,584	7,083
Finished high school/GED	56%	65%	56%	76%
Employed full- or part-time	25%	48%	34%	49%
Medicaid or other health insurance coverage	99%	94%	79%	75%
Experienced homelessness in past two years	22%	17%	20%	27%
Attending school	60%	51%	55%	32%
Connected to an adult	91%	92%	90%	87%
Had children in the past two years	23%	40%	12%	27%
Was incarcerated in the past two years	34%	22%	22%	22%
Referred for substance abuse treatment in the past two years	24%	21%	15%	11%
Receiving public assistance	1%	12%	25%	32%

Of youth in the general population...¹⁷

	DC		US	
	at age 19	at age 21	at age 19	at age 21
Total number of youth	12,292	11,502	4,246,635	4,670,085
Finished high school/GED	86%	93%	87%	90%
Employed full- or part-time	28%	49%	45%	60%
Attending school	79%	66%	68%	52%
Medicaid or other health insurance coverage	94%	98%	86%	84%

How does DC support transition-age youth?**Extended foster care**

Does DC have extended foster care? ¹⁸	Yes
Does DC extend foster care through Title IV-E? ¹⁹	Yes
Age when young people can no longer be in foster care in DC ²⁰	21 years old

Funding for services and supports for transition-age youth²¹

Dollars spent by DC's child welfare agency in SFY 2014 on services and assistance for older youth in, or previously in, foster care ²²	
Federal	Not available
State/Local	Not available
Federal Chafee dollars spent by DC's child welfare agency in SFY 2014 ²³	\$1,592,454

Independent living services provided to transition-age youth in DC²⁴

	DC	US
Number of youth (aged 16-26) receiving independent living services in FFY 2015	310	95,810

Age distribution of youth receiving independent living services

	16 to 17 yr olds	18 to 20 yr olds	21 to 26 yr olds
DC	89; 29%	142; 46%	79; 26%
US	37%	50%	13%

Most commonly received services by youth in DC		Least commonly received services by youth in DC	
Room and board financial assistance	38%	Career preparation	0%
Academic support	31%	Budget and financial management	0%
Mentoring	19%	Health education and risk prevention	0%

¹ Unless specified otherwise, data on foster care is from the federal Adoption and Foster Care Analysis Reporting System (AFCARS), and represents federal fiscal year (FFY) 2015 (October 1, 2014 – September 30, 2015). Unless otherwise noted, for each calculation, children who were missing data on the relevant indicator were excluded from analyses. Number of youth age 16 to 21 served in foster care during FFY 2015. Age is calculated on the last day of the fiscal year or the day they exited care.

² Data are from Child Trends' state fiscal year (SFY) 2014 Child Welfare Financing Survey. For more information on the survey, see *Child Welfare Financing SFY2014: A survey of federal, state, and local expenditures*. Services and assistance for older youth excludes foster care maintenance payments for youth 18 and older. For most states, figures are based on approximations. While states were asked to provide information on how funds were spent on specific service categories, the District of Columbia was unable to provide this information.

³ Totals add up to more than 100% because youth can have more than one entry reason. The following entry reasons are not presented: abandonment, parental incarceration, child disability, parental death, and relinquishment of parental rights.

⁴ Length of stay in care is calculated based on the current removal episode.

⁵ The number of places the youth has lived, including the current setting, during the current removal episode. Does not include trial home visits.

⁶ These figures may not add up to 100%, as youth who did not yet have a goal established are not presented.

⁷ The goal of emancipation is defined as maintaining the youth in a foster care setting until the youth reaches majority (i.e., is considered an adult) due to age, marriage, etc., as defined by the state.

⁸ Placement as of the last day of FFY 2015 (September 30, 2015) or immediately preceding exit from care. These figures may not add up to 100%, as youth who were runaways are not presented.

⁹ An alternative traditional living arrangement where the youth is under the supervision of the agency but without 24-hour adult supervision, is receiving financial support from the child welfare agency, and is in a setting which provides the opportunity for increased responsibility for self-care.

¹⁰ Of youth who exited care in FFY 2015. Information on exit reasons does not include youth who died. Emancipation means the youth left foster care at the age of majority, as defined by the state. Percentages on exit from care may not add up to 100%, as youth who ran away are not presented.

¹¹ Of youth who exited care in each FFY since 2011.

¹² Includes youth who turned 18 in FFY 2014, and did not exit care within the 30 days before or after their 18th birthday.

¹³ Includes youth who turned 19 in FFY 2015, and did not exit care within the 30 days before or after their 19th birthday.

¹⁴ Permanency includes: reunification, adoption, guardianship, or living with other relative(s).

¹⁵ Other non-permanency situations include: runaway, transfer to another agency.

¹⁶ Data on outcomes of youth who spent time in foster care comes from the National Youth in Transition Database (NYTD). Data for 19-year-olds is from FFY 2013 and for 21-year-olds is from FFY 2015.

¹⁷ Data on youth in the general population comes from the American Community Survey 2011-2015 estimates.

¹⁸ Data are from a survey of child welfare agencies on services and supports for youth transitioning from foster care, conducted by Child Trends in 2015-2016.

Extended care refers to a state's child welfare agency maintaining placement and care responsibility of a young person past their 18th birthday (the age of legal majority in most states), through the federally matched Title IV-E foster care program, state and/or local dollars, or other federal sources.

¹⁹ Data as of 4/3/2017 from the U.S. Department of Health and Human Services. Extension of foster care through Title IV-E allows states to receive federal Title IV-E reimbursement for certain costs associated with supports to eligible young people to remain in foster care up to age 21.

²⁰ This refers to the age at which the young person can no longer remain under the care and supervision of the state's child welfare agency. Data are from a survey of child welfare agencies on services and supports for youth transitioning from foster care, conducted by Child Trends in 2015-2016.

²¹ Data in this table are from Child Trends' SFY 2014 Child Welfare Financing Survey. Most states were only able to provide approximate percentages for how their dollars are spent; we applied those approximate percentages to their total reported spending levels to get estimates of how much they spent on older youth.

²² Services and assistance for older youth excludes foster care maintenance payments for youth 18 and older. While states were asked to provide information on how funds were spent on specific service categories, the District of Columbia was unable to provide this information.

²³ The Chafee Foster Care Independence Program allocates funding to states for expenses related to independent living activities that prepare youth to successfully transition out of foster care. Funding can also be used for services for some young people who have already left foster care. Chafee dollars reported here includes education and training vouchers.

²⁴ Data from the National Youth in Transition Database (NYTD). Young people, age 16 through 26, who received independent living services in FFY 2015 paid for or provided by the state agency that administers the Chafee Foster Care Independence Program.