

# District of Columbia

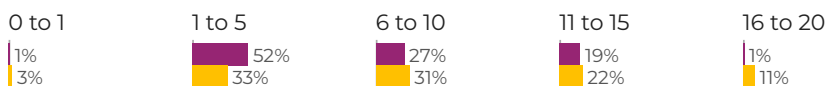
## ADOPTION FROM FOSTER CARE

Adoption creates a permanent legal relationship between a child and their adoptive family. Children adopted from foster care were originally removed from their birth families because child protective services and a court determined it was not safe for them to return home and that adoption would be in their best interest. Not every child in foster care has a goal of adoption; most will reunify with their birth families or live with relatives as their guardians. However, for children for whom reunification is not possible, adoption is a critically important path to a safe, permanent family.

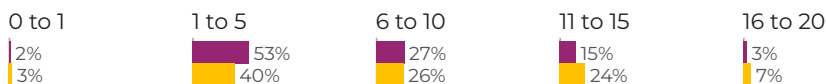
### Age distribution of children adopted and waiting to be adopted from foster care <sup>5</sup>

■ Adopted ■ Waiting to be adopted

#### District of Columbia



#### United States

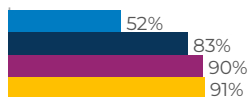


### Race and ethnicity of children in District of Columbia adopted and waiting to be adopted from foster care <sup>6</sup>

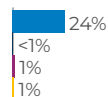
■ General child population ■ Foster care population ■ Adopted

■ Waiting to be adopted

#### African American



#### White



#### Hispanic or Latino



#### Multiple races



#### Asian



#### American Indian/Alaska Native



#### Pacific Islander



Number of children adopted from foster care

**District of Columbia: 98**

United States: 57,881

Average length of stay in care before adoption finalized<sup>1</sup>

**35.0 months**

United States: 32.2 months

Average age of adopted children<sup>2</sup>

**6.2 years**

United States: 6.0 years

Percent of adopted children who did not receive Title IV-E federal adoption assistance

**50%**

United States: 20%

Number of children waiting to be adopted from foster care<sup>3</sup>

**162**

United States: 117,470

Average length of stay - children waiting to be adopted

**39.7 months**

United States: 32.7 months

Average age of children waiting to be adopted<sup>4</sup>

**7.9 years**

United States: 7.5 years

Percent of children waiting to be adopted who have spent 5 or more years in foster care

**16%**

United States: 11%

## Gender

### District of Columbia

- Children adopted from foster care
- Children waiting to be adopted from foster care



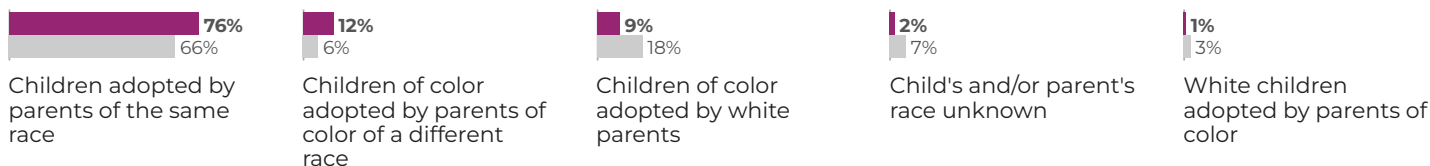
### United States

- Children adopted from foster care
- Children waiting to be adopted from foster care



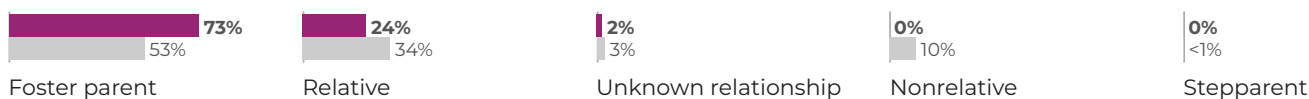
## Transracial adoptions <sup>7</sup>

- District of Columbia
- United States



## Relationship of adoptive parent to child <sup>8</sup>

- District of Columbia
- United States



**Source, unless noted otherwise:** The data used in this publication, [Dataset #258, AFCARS Adoption FY2020], were obtained from the National Data Archive on Child Abuse and Neglect and have been used in accordance with its Terms of Use Agreement license. The data represent the federal fiscal year 2020 reporting period (October 1, 2019 – September 30, 2020). Unless otherwise noted, for each calculation, children who were missing data on the relevant indicator were excluded from analyses. The Administration on Children, Youth and Families, the Children's Bureau, the original dataset collection personnel or funding source, NDACAN, Cornell University and their agents or employees bear no responsibility for the analyses or interpretations presented here.

### Notes:

<sup>1</sup> Length of stay in care is calculated based on the current removal episode.

<sup>2</sup> Based on child's age on date of adoption.

<sup>3</sup> Children are included in this count if they are in foster care at the end of the fiscal year, under age 18, and their parents have either lost parental rights or their case goal is adoption. Children ages 16 and 17 with the case goal of emancipation are not included.

<sup>4</sup> Based on child's age at end of fiscal year.

<sup>5</sup> Does not include children over age 20 or children missing birthdate data; children waiting to be adopted from foster care are age 17 or younger.

<sup>6</sup> If a child is determined to be of Hispanic origin, they are only counted as Hispanic and are not included in any other racial/ethnic categories. Data for the general child population under age 18 in 2020 are from the U. S. Census Bureau and is publicly available from the Kids Count Data Center.

<sup>7</sup> An adoption is considered transracial if the child has two adoptive parents and is not the same race as either parent, or if the child has one adoptive parent and is not the same race as that parent.

<sup>8</sup> In cases where more than one type of adoptive family was selected, stepparent receives priority followed by relative, foster parent, and nonrelative.