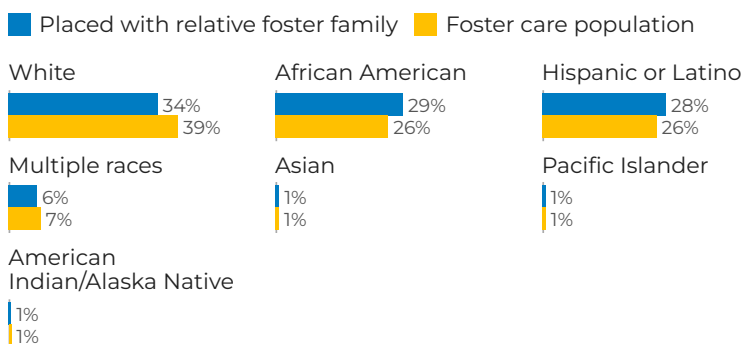


Nevada

KINSHIP CAREGIVING

Relatives and other kin are invaluable sources of support and connection for children. Kinship caregiving exists for children both inside and outside of the child welfare system. Relatives may offer to care for a child to keep them out of foster care, or may serve as a placement for a child currently in the child welfare system—either as a kinship or formal foster care placement. Relatives who care for children in foster care may have the option to enter into guardianships, which are formal legal relationships that allow the child welfare case to close while allowing the birth parents to retain parental rights. In some states, such guardians receive a subsidy for the care of the child.

Race and ethnicity of children placed with a relative foster family in Nevada⁵



Number of children in foster care whose most recent placement was relative foster family¹

Nevada: 1,792

United States: 137,356

Percent of children in foster care whose most recent placement was relative foster family

41%

United States: 34%

Average length of time living with current relative foster family²

9.5 months

United States: 10.3 months

Households with a grandparent living with a grandchild³

4%

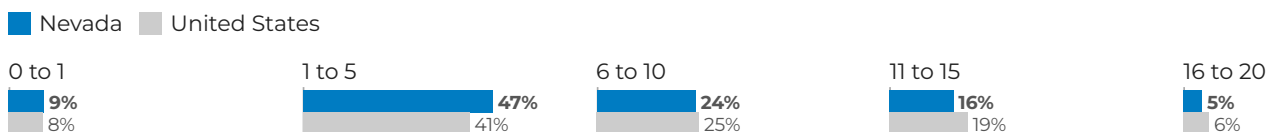
United States: 4%

Of children adopted from foster care, percent adopted by relatives⁴

48%

United States: 34%

Age distribution of children placed with a relative foster family



Guardianship with relatives for children in foster care⁶

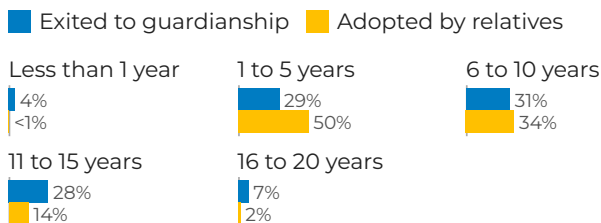
	Nevada	United States
Of children in foster care, percent with a case plan goal of guardianship with relatives	5%	8%
Average age of children with a case plan goal of guardianship with relatives	10.5 years	10.8 years

Children exiting foster care to guardianship or living with relatives⁷

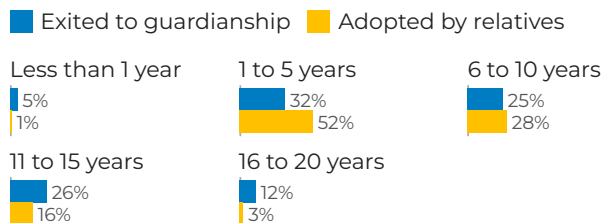
	Nevada	United States
Number of children who exited to guardianship or living with relatives	229	35,623
Of children exiting foster care, percent that exited to guardianship or living with relatives	8%	16%
Average length of time in foster care before exit to guardianship or living with relatives	14.9 months	17.3 months
Gender of children exiting to guardianship or living with relatives - Male	42%	50%
Gender of children exiting to guardianship or living with relatives - Female	58%	50%

Age of children who exited foster care to guardianship vs. adoption by relatives

Nevada

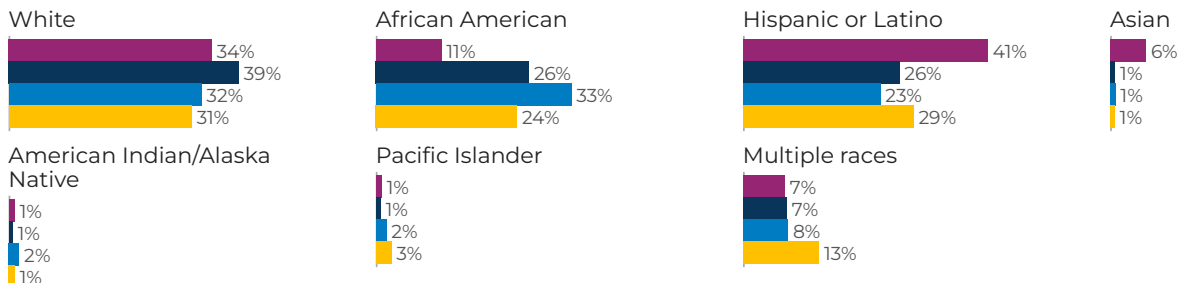


United States



Race and ethnicity of children who exited foster care to guardianship vs. adoption by relatives⁸

■ General child population ■ Foster care population ■ Exited to guardianship ■ Adopted by relatives



Funding for guardianship

Does state have a subsidized guardianship program?⁹

Nevada United States

Yes N/A

Federal Title IV-E guardianship assistance program (KinGAP) dollars spent by state in SFY 2018^{10,11}

\$331,830 \$157,867,222

Average monthly number of children for whom KinGAP was claimed¹²

70 32,107

Source, unless specified otherwise: The data used in this publication, [Dataset #255, AFCARS Foster Care FY2020; Dataset #258, AFCARS Adoption FY2020], were obtained from the National Data Archive on Child Abuse and Neglect and have been used in accordance with its Terms of Use Agreement license. The data represent the federal fiscal year 2020 reporting period (October 1, 2019 – September 30, 2020). Unless otherwise noted, for each calculation, children who were missing data on the relevant indicator were excluded from analyses. The Administration on Children, Youth and Families, the Children's Bureau, the original dataset collection personnel or funding source, NDACAN, Cornell University and their agents or employees bear no responsibility for the analyses or interpretations presented here.

¹ Includes children of all ages in foster care on September 30, 2020.

² For all relevant measures, length of stay in care is calculated based on the current removal episode.

³ Data for households with grandparent living with a grandchild during 2019 (the most recent year these data are available) are from the American Community Survey and are publicly available on the U.S. Census Bureau website.

⁴ Includes relatives and stepparents. Children who were over age 21 were excluded from analyses.

⁵ If a child is determined to be of Hispanic origin, they are only counted as Hispanic and are not included in any other racial/ethnic categories. Data for the general child population under age 18 in 2020 are from the U. S. Census Bureau and are publicly available from the Kids Count Data Center.

⁶ In AFCARS, a case plan goal of guardianship with a relative is labeled as "living with relative." While adoption creates a permanent legal relationship between a child and their adoptive family, replacing the birth parents' relationship, guardianship creates a formal legal relationship between a child and their guardian(s) and allows birth parents to retain parental rights.

⁷ Guardianship can include nonrelative guardians.

⁸ If a child is determined to be of Hispanic origin, they are only counted as Hispanic and are not included in any of the other racial/ethnic categories. Children whose race was reported as unknown are not included.

⁹ Subsidized guardianships provide financial assistance to caregivers who assume legal guardianship of a child in out-of-home care.

Information as of March 2021 as reported in the Child Welfare Financing SFY 2018: A survey of federal, state, and local expenditures, which is publicly available on the Child Trends [website](#).

¹⁰ State expenditures on KinGAP programs is from Child Welfare Financing SFY 2018: A survey of federal, state, and local expenditures, which is publicly available on the Child Trends [website](#). Each state reported data based on its state fiscal year (SFY) 2018, which for most states is July 1, 2017 to June 30, 2018. AL, DC, MI, NY, and TX reported a different SFY calendar. This is the most recent year for which data are available.

¹¹ It is possible for states to have had a KinGAP program as of March 2021 and not have reported any KinGAP expenditures in SFY 2018, or vice versa. This could be due to a variety of state-specific reasons.

¹² Based on HHS Title IV-E claims data from FFY 2018, the most recent year for which data are available.