

Child Maltreatment

Federal Fiscal Year 2017

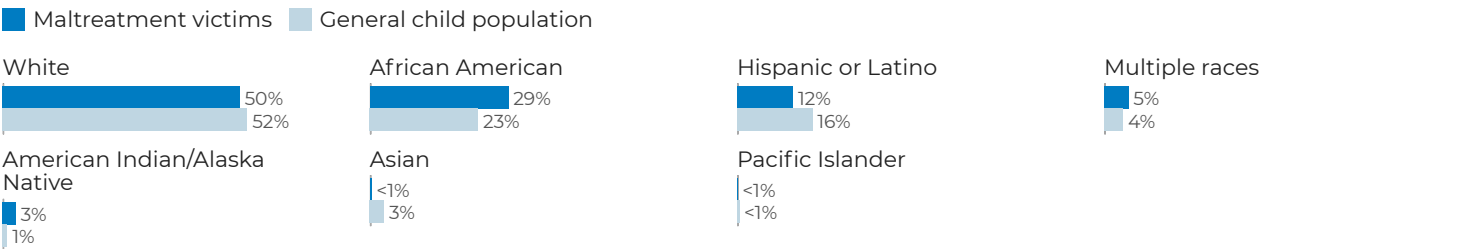
Child neglect and abuse—also known as maltreatment—is a grave concern; it is associated with many negative outcomes, including physical injuries, psychological problems, and (in extreme cases) death. After receiving referrals, child protective services agencies investigate to determine whether children are at risk of maltreatment, if maltreatment occurred, and if services are needed. Children and families may receive a variety of services, including foster care, family preservation, mental health supports, and substance abuse treatment.

Child abuse and neglect referrals ¹	North Carolina	United States
Number of referrals made to the child welfare agency	67,550	3,781,163
Rate of referrals made per 1,000 children in the population	NR	64
Percent of referrals that met the criteria for an investigation or assessment	NR	62%

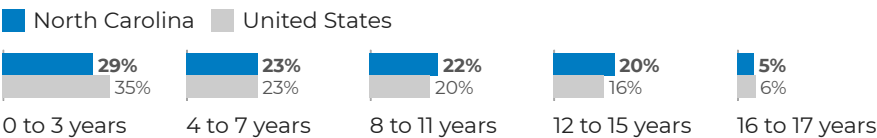
Child abuse and neglect investigations ²	North Carolina	United States
Number of children who received an investigation or assessment for abuse or neglect	120,734	3,501,407
Rate of investigations or assessments per 1,000 children in the population	52	47
Average response time from report to investigation	NR	65 hours

Victims of child maltreatment ³	North Carolina	United States
Number of children found to be victims of maltreatment	7,392	673,830
Rate of victims per 1,000 children in the population	3	9
Percent of children investigated/assessed who were found to be victims of maltreatment	6%	19%
Rate of first-time victims per 1,000 children in the population	3	7

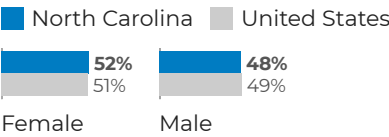
Race and ethnicity of maltreatment victims in North Carolina⁴



Age distribution of maltreatment victims⁵

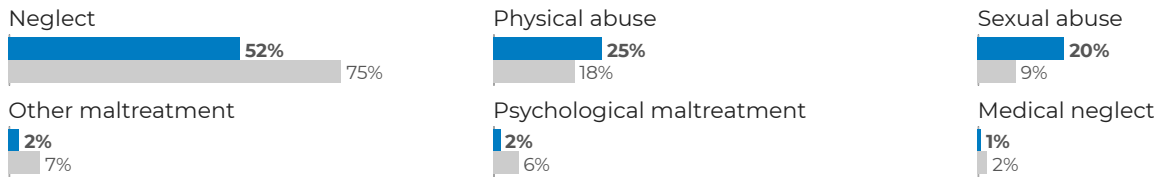


Gender of maltreatment victims



Maltreatment types⁶

■ North Carolina ■ United States



Child fatalities attributed to maltreatment

	North Carolina	United States
Number of child fatalities attributed to maltreatment	18	1,688
Rate of maltreatment fatalities per 100,000 children in the population	1	2

Child maltreatment perpetrators⁷

	North Carolina	United States
Parent of the child	84%	76%
Non-parent or of unknown relationship to the child ⁸	16%	24%

Postresponse services⁹

	North Carolina	United States
Percent of victims who received post-response services	NR	60%
Percent of non-victims who received post-response services	NR	30%
Percent of victims who received foster care services ¹⁰	NR	24%
Percent of non-victims who received foster care services	NR	2%
Average time from report receipt to service initiation	NR	43 days

Source, unless specified otherwise: This information is from the federal National Child Abuse and Neglect Data System (NCANDS) and represents the federal fiscal year 2017 reporting period (October 1, 2016 – September 30, 2017). Data are publicly available in *Child Maltreatment 2017*, available from <https://www.acf.hhs.gov/cb/resource/child-maltreatment-2017>.

Notes:

¹ Referrals can include more than one child. Fields with "NR" signify that the data was not reported or available in the 2017 Child Maltreatment Report. See Appendix D of the report for more detailed information by state.

² This reflects "children (unique count) who received a CPS response in the form of an investigation or alternative response" (i.e., a child who had at least one maltreatment report investigated/assessed was counted once, regardless of how many investigations/assessments they had).

³ Unless noted otherwise, data on victims represent "unique victims" (i.e., a child is counted once regardless of how many times s/he was determined to be a victim of maltreatment). "First-time victims" are those with no previous findings of maltreatment.

⁴ If a child is determined to be of Hispanic origin, they are only counted as Hispanic and are not included in any other racial/ethnic categories. Data for the general child population under age 18 is from the U. S. Census Bureau and is publicly available from the Kids Count Data Center.

⁵ Percentages for those unknown, unborn, or 18-21 years old are not presented here as they represent a very small percentage of the overall total.

⁶ Total may exceed 100 percent. Children who experienced more than one type of maltreatment were counted in each applicable category. The "neglect" category includes fetal alcohol syndrome, prenatal substance abuse exposure, abandonment, and educational neglect. The "other maltreatment" category also includes unknown.

⁷ Perpetrators and relationships are only counted once regardless of the number of times the perpetrator was reported.

⁸ Child daycare provider, foster parent, friends or neighbors, legal guardian, other, other professional, other relative, group home and residential facility staff, unmarried partner of parent, multiple relationships, or unknown.

⁹ The numbers of victims and non-victims are duplicate counts; a child is counted each time that a CPS response is completed and services are provided. NCANDS collects data for 26 types of services, including but not limited to adoption, foster care, family preservation, mental health, and substance abuse.

¹⁰ Foster care services are defined as activities associated with 24-hour substitute care for children placed away from their parents or guardians and for whom the State Title IV-B/IV-E agency has responsibility for placement, care, or supervision. Only children who were removed from their home after the report date are counted.