

# Older youth in care

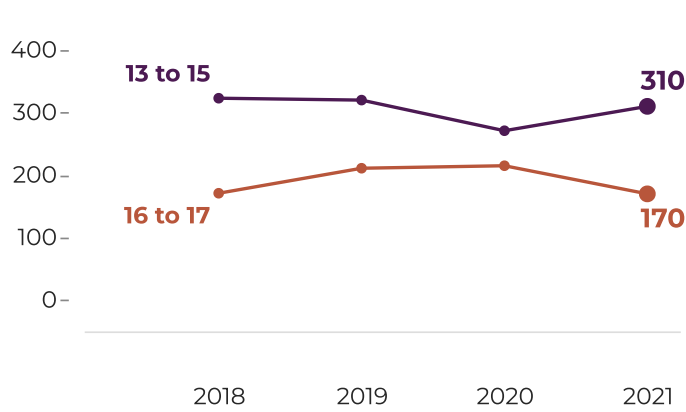
## Nevada

As young people transition to adulthood, they face significant opportunities and challenges. This is particularly true for those who age out of the child welfare system. Older youth in care experience the child welfare system differently than other age groups: These differences may include reasons for entering care, the types and number of placements, the length of time they stay in care, and how they exit care. To help young people successfully transition to adulthood, it is essential that child welfare agencies provide them with supportive relationships, educational opportunities, career preparation, and other forms of support. These resources will equip them with the necessary tools to set and achieve their goals.

## Entering foster care<sup>1</sup>

### Number and rate of young people entering foster care

Number of young people entering foster care

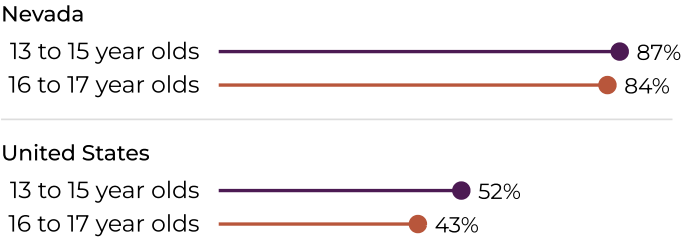


Rate of young people entering foster care per 1,000<sup>2</sup>

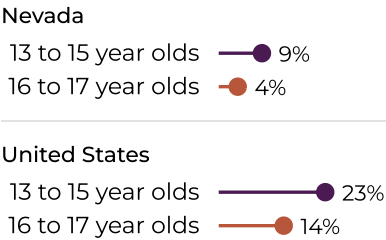
	13 to 15 year olds		16 to 17 year olds	
	Nevada	U.S.	Nevada	U.S.
2018	2.8	2.7	2.3	2.5
2019	2.7	2.7	2.8	2.4
2020	2.3	2.3	2.8	2.0
2021	2.5	2.1	2.1	1.8

# Reason for entering foster care<sup>3,4</sup>

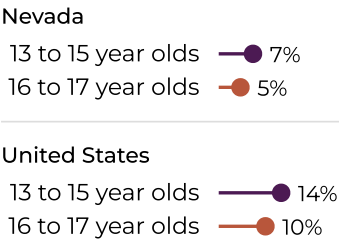
## Neglect



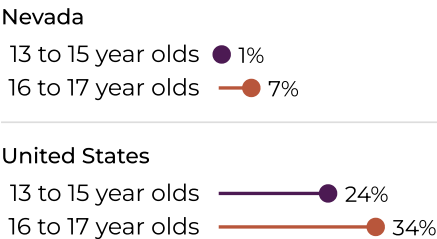
## Parental substance abuse



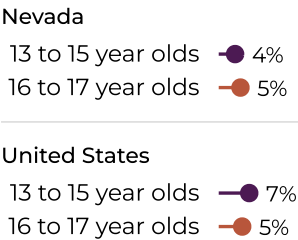
## Physical abuse




## Child behavior problem



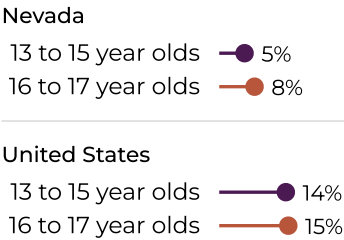
## Inadequate housing



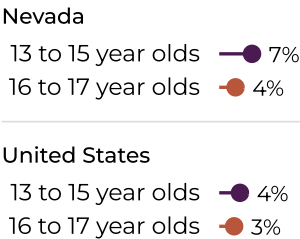
## Abandonment



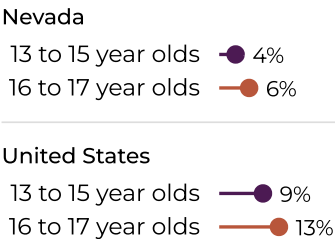
## Inability to cope



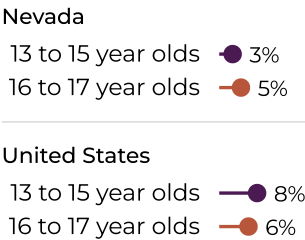
## Parental incarceration



## Other



## Sexual abuse



Number of foster care entries

	13 to 15 year olds		16 to 17 year olds	
	Nevada	U.S.	Nevada	U.S.
Number of young people entering care for the first time	238	19,565	128	10,545
Percent of young people entering care for the first time	77%	70%	75%	67%

# Demographics of young people entering foster care

## Gender of young people entering care

### Female

#### Nevada



#### United States



### Male

#### Nevada



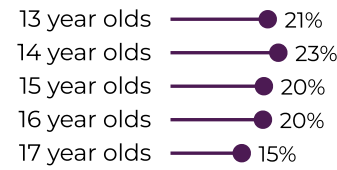
#### United States




## Age distribution<sup>5</sup>

### Age

#### Nevada



#### United States



Race and ethnicity of young people entering foster care<sup>6</sup>

Hispanic or Latino

Children entering care



State child population



White

Children entering care

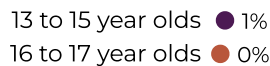


State child population

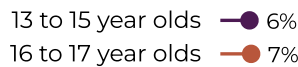


Asian

Children entering care

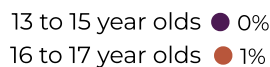


State child population

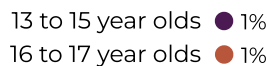


American Indian/Alaska Native

Children entering care



State child population

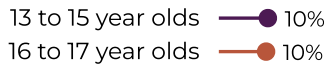


African American

Children entering care

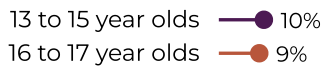


State child population

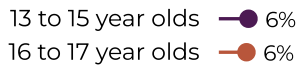


Multiple races

Children entering care

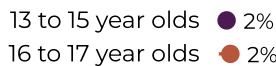


State child population

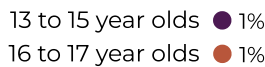


Pacific Islander

Children entering care



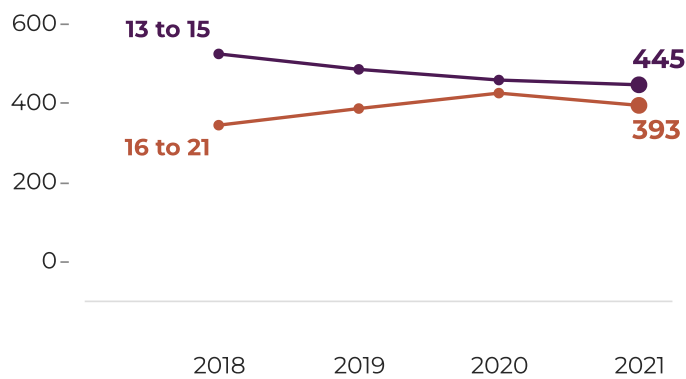
State child population



# In foster care<sup>7</sup>

## Number and rate of young people in foster care

Number of young people in foster care



Rate of young people in foster care per 1,000 in general population

	13 to 15 year olds		16 to 21 year olds	
	Nevada	U.S.	Nevada	U.S.
2018	4.5	4.6	1.7	2.3
2019	4.1	4.6	1.8	2.3
2020	3.8	4.4	2.0	2.2
2021	3.5	4.1	1.8	2.2

## Other information on children in foster care

	13 to 15 year olds		16 to 21 year olds	
	Nevada	U.S.	Nevada	U.S.
Average number of removals <sup>8</sup>	1.4	1.4	1.5	1.5
Median age when entered care	12 years	12 years	15 years	15 years
Number of young people in care for 3 or more years	89 (20%)	13,623 (25%)	133 (34%)	20,127 (36%)

# Race and ethnicity of young people in foster care

## Hispanic or Latino

### Foster care population



### State child population

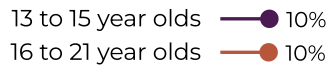


## African American

### Foster care population

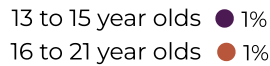


### State child population

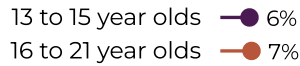


## Asian

### Foster care population

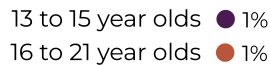


### State child population

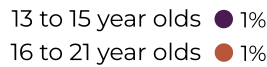


## Pacific Islander

### Foster care population



### State child population



## White

### Foster care population

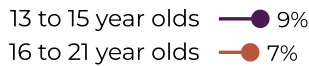


### State child population

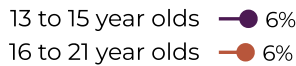


## Multiple races

### Foster care population

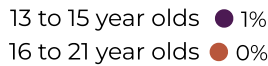


### State child population

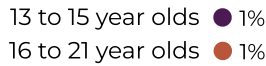


## American Indian/Alaska Native

### Foster care population



### State child population



# Placement setting and stability for young people in foster care

## Current placement setting<sup>9</sup>

### Nonrelative

#### Nevada



#### United States



### Relative

#### Nevada

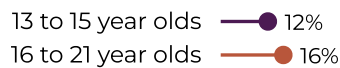


#### United States



### Group home or institution

#### Nevada

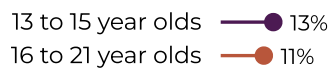


#### United States



### Other

#### Nevada



#### United States



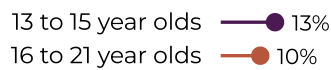
## Number of placements by length of time in care

### Less than 12 months

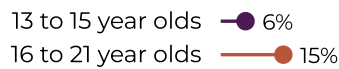
#### 1 to 2 placements



#### 3 to 4 placements



#### 5+ placements



### 1 to 2 years

#### 1 to 2 placements



#### 3 to 4 placements

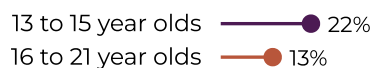


#### 5+ placements



### 2+ years

#### 1 to 2 placements



#### 3 to 4 placements



#### 5+ placements



163

Number of young people ages 9-17 in foster care with case plan goal of long-term foster care or emancipation

8

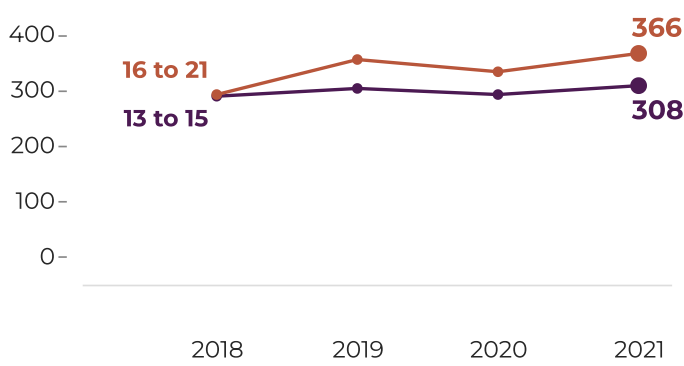
Number of young people in care on their 18th birthday in previous FY that were still in care on their 19th birthday



# Exiting foster care<sup>10</sup>

## Number and rate of children exiting foster care

Number of young people exiting foster care

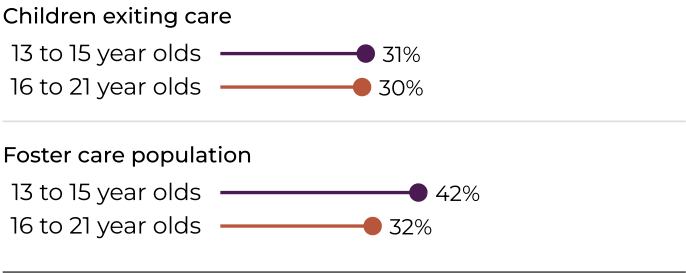


Rate of young people exiting foster care per 1,000 in general population

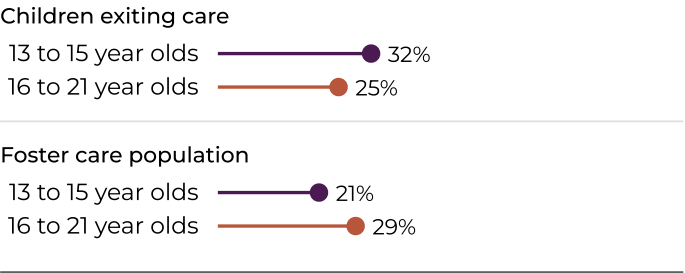
	13 to 15 year olds		16 to 21 year olds	
	Nevada	U.S.	Nevada	U.S.
2018	2.5	2.1	1.4	1.6
2019	2.6	2.2	1.7	1.6
2020	2.4	2.0	1.6	1.6
2021	2.4	1.9	1.7	1.4

# Race and ethnicity of young people exiting foster care<sup>11</sup>

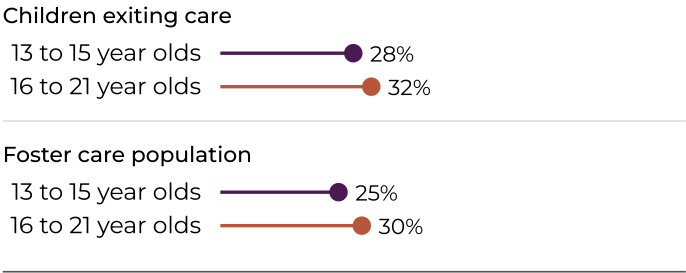
## White



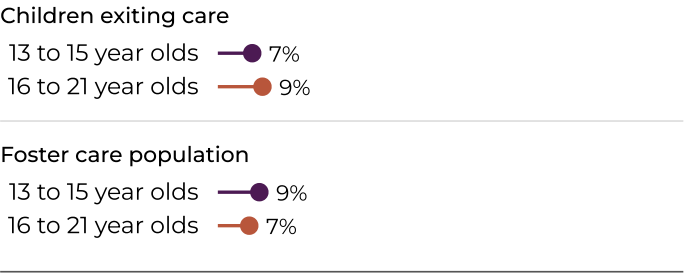
## Hispanic or Latino



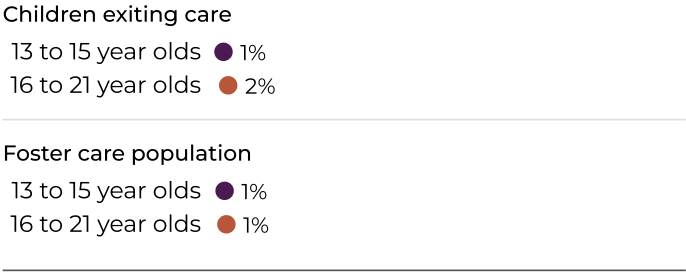
## African American



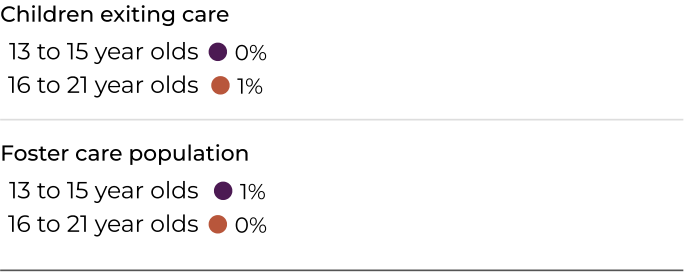
## Multiple races



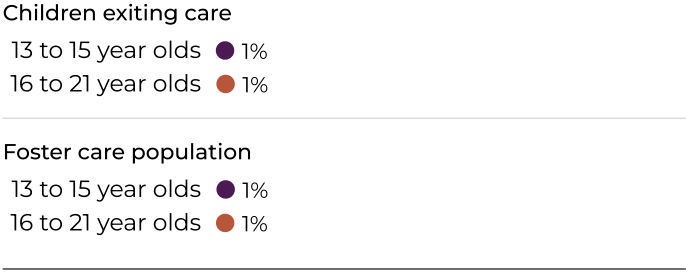
## Asian



## American Indian/Alaska Native



## Pacific Islander



# Outcomes of young people exiting foster care

## Reunification

### Nevada



### United States



## Living with relative or guardianship

### Nevada

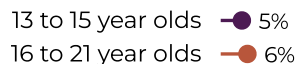


### United States

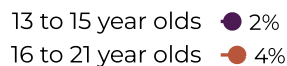


## Other

### Nevada

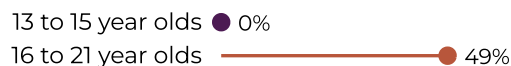


### United States

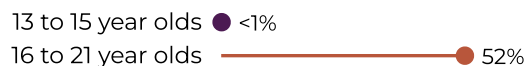


## Emancipation

### Nevada

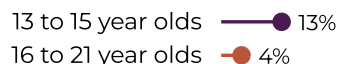


### United States

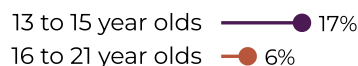


## Adopted

### Nevada



### United States



# Supporting young people in foster care

	Nevada	United States
Does Nevada have extended foster care? <sup>12</sup>	Yes	NA
Age when young people can no longer be in foster care in Nevada	21	NA
State funds expended by Nevada child welfare agency on services and assistance for older youth <sup>13</sup>	\$2,079,638	\$240,575,572
Federal funds expended by Nevada child welfare agency on services and assistance for older youth	\$1,519,553	\$303,666,082
Amount of federal Chafee/Education and Training Voucher funds expended by Nevada child welfare agency	\$1,425,544	\$169,316,599

## Source, unless specified otherwise:

The data used in this publication were obtained from the National Data Archive on Child Abuse and Neglect and have been used in accordance with its Terms of Use Agreement license. The data represent the federal fiscal years 2018, 2019, 2020, and 2021 reporting periods (October 1, 2017 – September 30, 2018, October 1, 2018 – September 30, 2019, October 1, 2019 – September 30, 2020, October 1, 2020 – September 30, 2021, respectively). Unless otherwise noted, for each calculation, children who were missing data on the relevant indicator were excluded from analyses. The Administration on Children, Youth and Families, the Children's Bureau, the original dataset collection personnel or funding source, NDACAN, Cornell University and their agents or employees bear no responsibility for the analyses or interpretations presented here.

Datasets used include:

- Dataset #235, AFCARS Foster Care File FY2018, Version 3
- Dataset #239, AFCARS Foster Care File FY2019, Version 2
- Dataset #255, AFCARS Foster Care File FY2020
- Dataset #274, AFCARS Foster Care FY2021; Dataset #275, AFCARS Adoption FY2021

## Notes

<sup>1</sup>All figures related to entering foster care include young people who entered care during the FFY.

<sup>2</sup>All rates are calculated using general population data from the U. S. Census Bureau from 2018, 2019, 2020, and 2021 which are publicly available on the U.S. Census Bureau website.

<sup>3</sup>For young people entering care in FFY 2021. Other entry reasons include drug or alcohol abuse by the child, child's disability, relinquishment, and parental death.

<sup>4</sup>We did not show counts for the additional breakdowns in this section because of small cell sizes.

<sup>5</sup>These percentages are based on total number of young people ages 13-17 entering foster care during the FFY.

<sup>6</sup>If a young person is determined to be of Hispanic origin, they are only counted as Hispanic and are not included in any other racial/ethnic categories. Data for the general population under age 20 in 2021 are from the U. S. Census Bureau which are publicly available on the U.S. Census Bureau website.

<sup>7</sup>All figures related to young people currently in care include those in foster care on the last day of the FFY.

<sup>8</sup>Average number of times young people were removed from the home, including the most recent removal.

<sup>9</sup>Current placement setting as of September 30, 2021. Other placement types include pre-adoptive home, runaway, supervised independent living, and trial home visit.

<sup>10</sup>All figures related to exits from care include those exiting care during the FFY.

<sup>11</sup>We did not show counts for the additional breakdowns in this section because of small cell sizes.

<sup>12</sup>Information current through March 2022. Child Welfare Information Gateway. (2022). Extension of foster care beyond age 18. U.S. Department of Health and Human Services, Administration for Children and Families, Children's Bureau. <https://www.childwelfare.gov/topics/systemwide/laws-policies/statutes/extensionfc/>

<sup>13</sup>State expenditures on services and assistance for older youth and Chafee funds is from Child Welfare Financing SFY 2020: A survey of federal, state, and local expenditures, which is publicly available on the Child Trends website. Each state

reported data based on its state fiscal year (SFY) 2020, which for most states is July 1, 2019 to June 30, 2020. AL, DC, MI, NY, and TX reported a different SFY calendar. This is the most recent year for which data are available.