

Kinship Caregiving

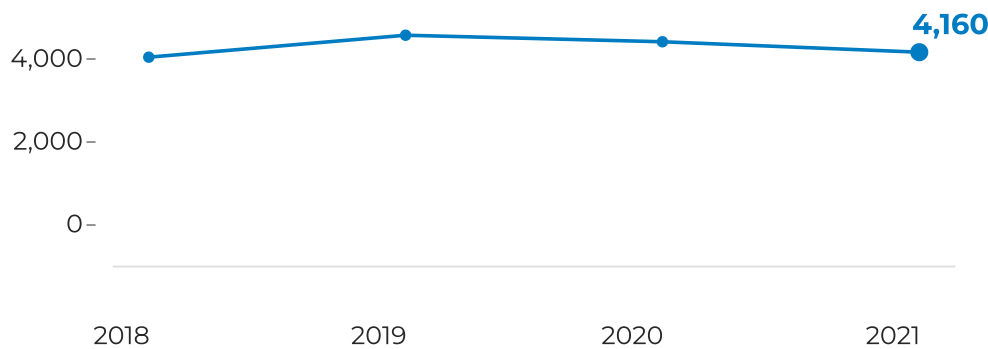
North Carolina

Relatives and other kin are invaluable sources of support and connection for children. Kinship caregiving exists for children both inside and outside of the child welfare system. Relatives may offer to care for a child to keep them out of foster care or may serve as a placement for a child currently in the child welfare system—either as a kinship or formal foster care placement. Relatives who care for children in foster care may have the option to enter into guardianships, which are formal legal relationships that allow the child welfare case to close while allowing the birth parents to retain parental rights. In some states, such guardians receive a subsidy for the care of the child.

Current foster care placement with relatives

Number and percentage of children in foster care placed with relatives

Number of children in foster care placed with relatives¹



Percent of children in foster care placed with relatives

| | North Carolina | U.S. |
|------|----------------|------|
| 2018 | 28% | 30% |
| 2019 | 30% | 30% |
| 2020 | 30% | 31% |
| 2021 | 28% | 32% |

Other information on children placed with relatives

| | North Carolina | United States |
|---|----------------|---------------|
| Average length of time living with current relative foster family | 7.9 months | 10.9 months |
| Households with a grandparent living with a grandchild ² | 137,967 | 4,416,276 |

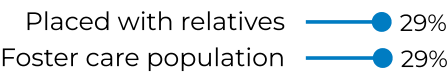
Demographics of children in foster care placed with relatives

Race and ethnicity³

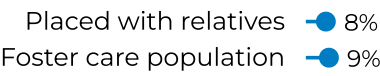
White



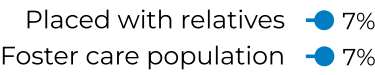
African American



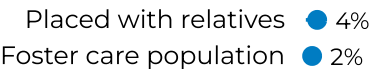
Hispanic or Latino



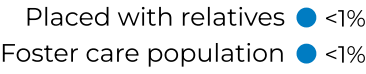
Multiple races



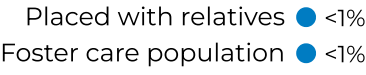
American Indian/Alaska Native



Asian



Pacific Islander



Age distribution

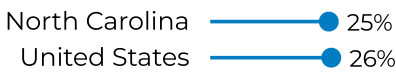
0 to 1



1 to 5



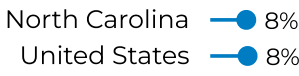
6 to 10



11 to 15



16 to 20



Exiting foster care to guardianship or living with relatives

Number and percent of children exiting foster care to guardianship or living with relatives

| | North Carolina | United States |
|---|----------------|---------------|
| Number of children who exited to guardianship or living with relatives ⁴ | 1,006 | 37,383 |
| Of children exiting foster care, percent that exited to guardianship or living with relatives | 25% | 18% |
| Average length of time in foster care before exit to guardianship or living with relatives ⁵ | 18.0 months | 19.0 months |

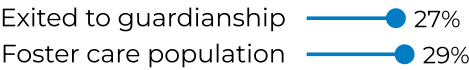
Demographics of children exiting foster care to guardianship or living with relatives

Race and ethnicity

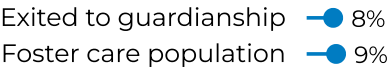
White



African American



Hispanic or Latino



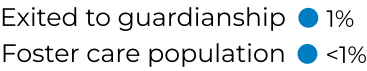
Multiple races



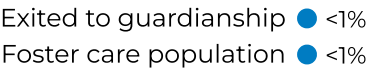
American Indian/Alaska Native



Asian



Pacific Islander



Age distribution

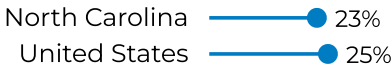
Less than 1 year



1 to 5 years



6 to 10 years



11 to 15 years



16 to 20 years



Adopted from foster care by relatives

Number and percent of children adopted by relatives

| | North Carolina | United States |
|---|----------------|---------------|
| Total number of children adopted by relatives | 305 | 17,571 |
| Of children exiting foster care, percent adopted by relatives | 23% | 34% |
| Average length of time in foster care before adoption | 34.7 months | 34.2 months |

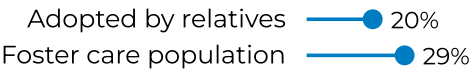
Demographics of children adopted by relatives

Race and ethnicity

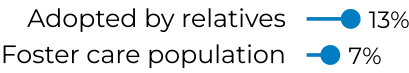
White



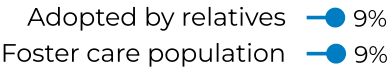
African American



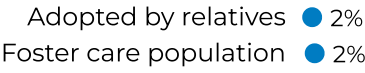
Multiple races



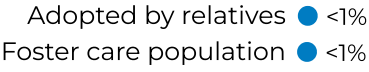
Hispanic or Latino



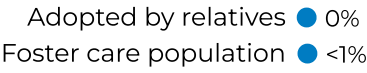
American Indian/Alaska Native



Pacific Islander



Asian



Age distribution


Less than 1 year



1 to 5 years



6 to 10 years



11 to 15 years



16 to 20 years



Funding for guardianship

Funding and receipt of federal guardianship support

| | North Carolina | United States |
|---|----------------|---------------|
| Does state have Title IV-E subsidized guardianship (KinGAP) under Fostering Connections? ⁶ | Yes | N/A |
| Federal KinGAP dollars spent by state in FY2021 ⁷ | \$555,577 | \$228,594,804 |
| Average monthly number of children for whom Federal KinGAP was claimed in FY 2021 | 107 | 39,823 |

Kinship care policies⁸

Identification of relatives & relative notification

North Carolina

| | |
|---|----|
| State requires adult relatives to be identified when child comes to the attention of the child welfare agency but has not been removed from the physical custody of their parent(s) | No |
| Information included in relative notification: | |
| Child has been or is being removed from the custody of their parent(s) | ✓ |
| Relative has the option to be a placement resource for the child | ✓ |
| Availability of financial and other support as a placement for the child | ✓ |
| Process for becoming a licensed foster parent | ✓ |
| Process for receiving kinship guardianship assistance | ✓ |
| Process for visiting the child | — |
| Process for calling or writing letters to the child | — |
| Explanation of any options that may be lost by not responding to the notification | ✓ |

Services and assistance for kinship caregivers

| | Licensed relative foster parent North Carolina | Unlicensed kinship caregiver North Carolina |
|---|---|--|
| Child welfare agency is required to provide assistance to licensed and/or unlicensed kinship caregivers caring for a child in the custody of the agency | Yes | Yes |
| Services and assistance child welfare agency is required to provide: | | |
| Financial assistance | ✓ | — |
| Medicaid health insurance | ✓ | — |
| Legal services | — | — |
| Respite care | ✓ | ✓ |
| Childcare | ✓ | ✓ |
| Clothing allowance | ✓ | — |
| Furniture | — | — |
| Mental health services | ✓ | — |
| Transportation | ✓ | ✓ |
| Independent living/life skills program | ✓ | — |
| Housing assistance | — | — |
| Chafee funding supports | ✓ | — |
| Education and training vouchers | ✓ | — |
| Support groups/peer groups | ✓ | ✓ |
| Caregiver trainings, specific to kinship caregivers | ✓ | ✓ |
| Kinship navigation services | ✓ | ✓ |
| Other | — | — |

Kinship navigator program

North Carolina

State has a kinship navigator program

No

Source, unless specified otherwise:

The data used in this publication were obtained from the National Data Archive on Child Abuse and Neglect and have been used in accordance with its Terms of Use Agreement license. The data represent the federal fiscal years 2018, 2019, 2020, and 2021 reporting periods (October 1, 2017 – September 30, 2018, October 1, 2018 – September 30, 2019, October 1, 2019 – September 30, 2020, October 1, 2020 – September 30, 2021, respectively). Unless otherwise noted, for each calculation, children who were missing data on the relevant indicator were excluded from analyses. The Administration on Children, Youth and Families, the Children's Bureau, the original dataset collection personnel or funding source, NDACAN, Cornell University and their agents or employees bear no responsibility for the analyses or interpretations presented here.

Datasets used include:

- Dataset #235, AFCARS Foster Care File FY2018, Version 3
- Dataset #239, AFCARS Foster Care File FY2019, Version 2
- Dataset #255, AFCARS Foster Care File FY2020
- Dataset #274, AFCARS Foster Care FY2021; Dataset #275, AFCARS Adoption FY2021

Notes

¹All figures related to placement with relatives include children from birth to age 20 in foster care on September 30, 2021.

²American Community Survey. Households with grandparents living with own grandchildren under 18 years by responsibility for own grandchildren and presence of parent of grandchildren.

³If a child is determined to be of Hispanic origin, they are only counted as Hispanic and are not included in any other racial/ethnic categories. Data for the general child population (birth to age 20) in 2021 are from the U. S. Census Bureau which are publicly available on the U.S. Census Bureau website.

⁴All figures related to exit from foster care include children from birth to age 20 who exited foster care in FFY 2021.

⁵Length of stay in care is calculated based on the current removal episode.

⁶Subsidized guardianships provide financial assistance to caregivers who assume legal guardianship of a child in out-of-home care. Information as of June 2021 as reported by grandfamilies.org.

⁷HHS Title IV-E claims data from FFY 2021, available at: <https://www.acf.hhs.gov/cb/report/report/programs-expenditure-caseload-data-2021>

⁸Information on kinship care policies as of 2022 is pulled from the Family ties: Analysis from a state-by-state survey of kinship care policies report by the Annie E. Casey Foundation, available at <https://www.aecf.org/resources/family-ties>. Arkansas, Hawaii, New Hampshire, Tennessee, Vermont and Wisconsin did not complete the 2022 survey. Some participating states did not answer every question.