

# Kinship Caregiving

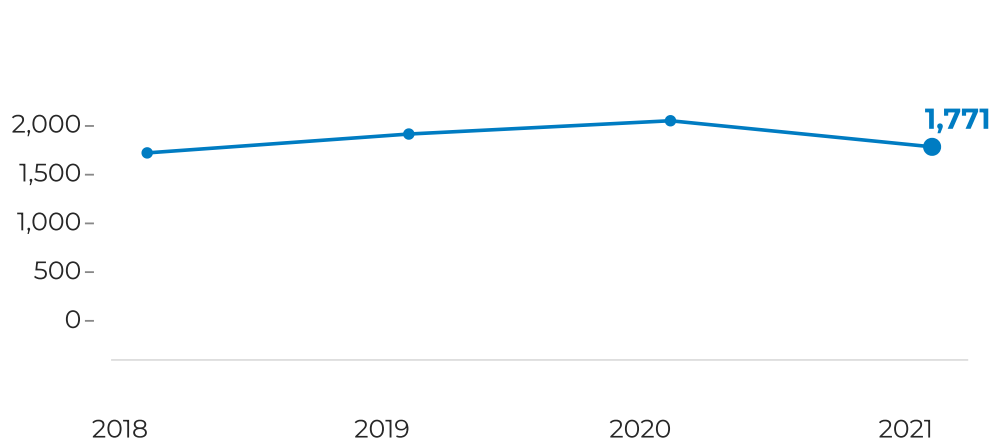
## Tennessee

Relatives and other kin are invaluable sources of support and connection for children. Kinship caregiving exists for children both inside and outside of the child welfare system. Relatives may offer to care for a child to keep them out of foster care or may serve as a placement for a child currently in the child welfare system—either as a kinship or formal foster care placement. Relatives who care for children in foster care may have the option to enter into guardianships, which are formal legal relationships that allow the child welfare case to close while allowing the birth parents to retain parental rights. In some states, such guardians receive a subsidy for the care of the child.

### Current foster care placement with relatives

#### Number and percentage of children in foster care placed with relatives

Number of children in foster care placed with relatives<sup>1</sup>



Percent of children in foster care placed with relatives

	Tennessee	U.S.
2018	12%	30%
2019	13%	30%
2020	14%	31%
2021	12%	32%

# Other information on children placed with relatives

	Tennessee	United States
Average length of time living with current relative foster family	9.7 months	10.9 months
Households with a grandparent living with a grandchild <sup>2</sup>	106,496	4,416,276

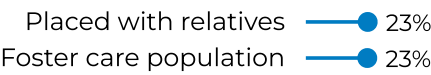
## Demographics of children in foster care placed with relatives

### Race and ethnicity<sup>3</sup>

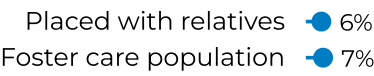
#### White



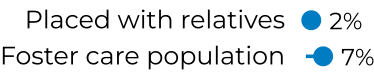
#### African American



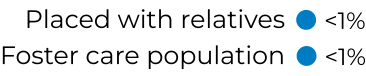
#### Multiple races



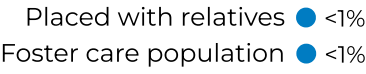
#### Hispanic or Latino



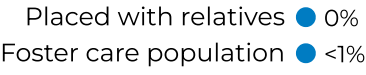
#### Asian



#### American Indian/Alaska Native

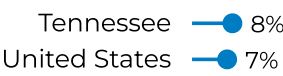


#### Pacific Islander



### Age distribution


#### 0 to 1



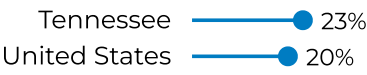
#### 1 to 5



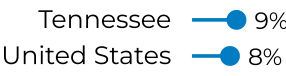
#### 6 to 10



#### 11 to 15



#### 16 to 20



# Exiting foster care to guardianship or living with relatives

## Number and percent of children exiting foster care to guardianship or living with relatives

	Tennessee	United States
Number of children who exited to guardianship or living with relatives <sup>4</sup>	1,097	37,383
Of children exiting foster care, percent that exited to guardianship or living with relatives	22%	18%
Average length of time in foster care before exit to guardianship or living with relatives <sup>5</sup>	11.8 months	19.0 months

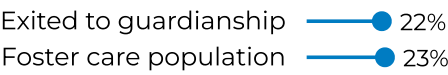
# Demographics of children exiting foster care to guardianship or living with relatives

## Race and ethnicity

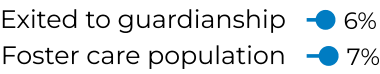
### White



### African American



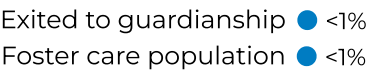
### Multiple races



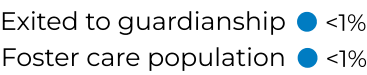
### Hispanic or Latino



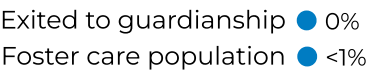
### Pacific Islander



### Asian

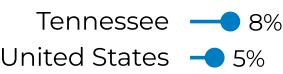


### American Indian/Alaska Native



## Age distribution


### Less than 1 year



### 1 to 5 years



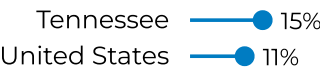
### 6 to 10 years



### 11 to 15 years



### 16 to 20 years



# Adopted from foster care by relatives

## Number and percent of children adopted by relatives

	Tennessee	United States
Total number of children adopted by relatives	171	17,571
Of children exiting foster care, percent adopted by relatives	14%	34%
Average length of time in foster care before adoption	30.4 months	34.2 months

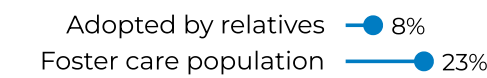
# Demographics of children adopted by relatives

## Race and ethnicity

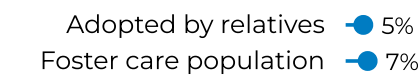
### White



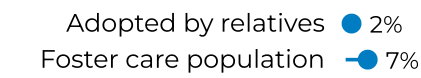
### African American



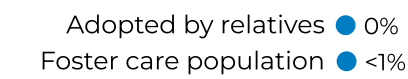
### Multiple races



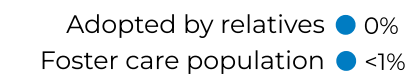
### Hispanic or Latino



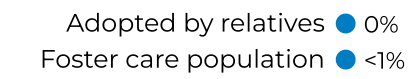
### Asian



### American Indian/Alaska Native

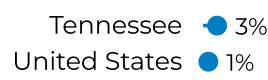


### Pacific Islander



## Age distribution


### Less than 1 year



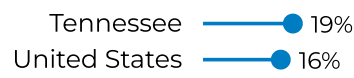
### 1 to 5 years



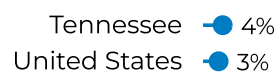
### 6 to 10 years



### 11 to 15 years



### 16 to 20 years



# Funding for guardianship

## Funding and receipt of federal guardianship support

	Tennessee	United States
Does state have Title IV-E subsidized guardianship (KinGAP) under Fostering Connections? <sup>6</sup>	Yes	N/A
Federal KinGAP dollars spent by state in FY2021 <sup>7</sup>	\$10,398,421	\$228,594,804
Average monthly number of children for whom Federal KinGAP was claimed in FY 2021	1,397	39,823

## Kinship care policies<sup>8</sup>

Data not available for this state.

### Identification of relatives & relative notification

Tennessee
State requires adult relatives to be identified when child

## **Source, unless specified otherwise:**

The data used in this publication were obtained from the National Data Archive on Child Abuse and Neglect and have been used in accordance with its Terms of Use Agreement license. The data represent the federal fiscal years 2018, 2019, 2020, and 2021 reporting periods (October 1, 2017 – September 30, 2018, October 1, 2018 – September 30, 2019, October 1, 2019 – September 30, 2020, October 1, 2020 – September 30, 2021, respectively). Unless otherwise noted, for each calculation, children who were missing data on the relevant indicator were excluded from analyses. The Administration on Children, Youth and Families, the Children's Bureau, the original dataset collection personnel or funding source, NDACAN, Cornell University and their agents or employees bear no responsibility for the analyses or interpretations presented here.

Datasets used include:

- Dataset #235, AFCARS Foster Care File FY2018, Version 3
- Dataset #239, AFCARS Foster Care File FY2019, Version 2
- Dataset #255, AFCARS Foster Care File FY2020
- Dataset #274, AFCARS Foster Care FY2021; Dataset #275, AFCARS Adoption FY2021

## **Notes**

<sup>1</sup>All figures related to placement with relatives include children from birth to age 20 in foster care on September 30, 2021.

<sup>2</sup>American Community Survey. Households with grandparents living with own grandchildren under 18 years by responsibility for own grandchildren and presence of parent of grandchildren.

<sup>3</sup>If a child is determined to be of Hispanic origin, they are only counted as Hispanic and are not included in any other racial/ethnic categories. Data for the general child population (birth to age 20) in 2021 are from the U. S. Census Bureau which are publicly available on the U.S. Census Bureau website.

<sup>4</sup>All figures related to exit from foster care include children from birth to age 20 who exited foster care in FFY 2021.

<sup>5</sup>Length of stay in care is calculated based on the current removal episode.

<sup>6</sup>Subsidized guardianships provide financial assistance to caregivers who assume legal guardianship of a child in out-of-home care. Information as of June 2021 as reported by grandfamilies.org.

<sup>7</sup>HHS Title IV-E claims data from FFY 2021, available at: <https://www.acf.hhs.gov/cb/report/report/programs-expenditure-caseload-data-2021>

<sup>8</sup>Information on kinship care policies as of 2022 is pulled from the Family ties: Analysis from a state-by-state survey of kinship care policies report by the Annie E. Casey Foundation, available at <https://www.aecf.org/resources/family-ties>. Arkansas, Hawaii, New Hampshire, Tennessee, Vermont and Wisconsin did not complete the 2022 survey. Some participating states did not answer every question.